



NORTH DAVIS FIRE DISTRICT  
ADMINISTRATIVE CONTROL BOARD  
Station 41, 381 North 3150 West  
West Point City, UT 84015  
(801)525-2850 ext. 102

Gary Petersen, Chairman  
Mark Shepherd, Vice-Chairman  
Erik Craythorne, Member  
Howard Madsen, Member  
Jerry Chatterton, Member  
Nike Peterson, Member  
Tim Roper, Member  
Scott Wiggill, Member  
Dave Nelson, Member

Mark Becraft, Fire Chief  
John Taylor, Deputy Fire Chief

**NOTICE & AGENDA**  
**January 10, 2019**

**NDFD PLANNING WORKSHOP (5:00 PM)**

1. Planning Session

REGULAR BOARD MEETING OF THE NDFD ADMINISTRATIVE CONTROL BOARD - *The regular meeting of the North Davis Fire District Administrative Control Board will begin immediately following the Planning Session*

1. Call to Order
2. Invocation or Inspirational Thought (*Please contact the District Clerk to request permission to offer the invocation or inspirational thought*)
3. Pledge of Allegiance
4. Citizen Comment (*If you wish to make comment to the Board, please use the podium and clearly state your name, address, keeping your comments to a maximum of 2 ½ minutes. Please do not repeat positions already stated. Public comment is a time for the Board to receive new information and perspectives*)
5. Appointment and Swearing in of North Davis Fire District Board Members
  - Mayor Mark Shepherd
  - Council Member Nike Peterson
  - Council Member Tim Roper
6. Organization of the North Davis Fire District Administrative Control Board
  - Appointment of Treasurer - Julie Bashford
  - Appointment of District Clerk – Misty Rogers
7. Consideration of Approval of Minutes from the December 20, 2018 Board Meeting
8. Consideration of Approval of the North Davis Fire District Bills for December 2018
9. Consideration of Approval of the North Davis Fire District Financial Report
10. Fire Chiefs Report
11. Other
12. Motion to Adjourn

Dated this 7<sup>th</sup> day of January, 2019

Misty Rogers, District Clerk

On January 7, 2019, a copy of the foregoing notice was posted in conspicuous view in the front foyer of the North Davis Fire District Offices, on the North Davis Fire District website at <http://northdavisfiredistrict.com> and State of Utah Public Meeting Notice website at <http://pmn.utah.gov>. – Misty Rogers, District Clerk.

Board Members may participate in the meeting via telephonic communication. If a Board Member does participate via telephonic communication, the Board Member will be on speakerphone. The speakerphone will be amplified so that the other Board Members and all other persons' present will be able to hear all discussions. In compliance with the Americans with Disabilities Act, individuals needing special accommodations or assistance during this meeting shall notify Misty Rogers, District Clerk, at (801) 525-2850 ext. 102 at least 24 hours prior to the meeting. If you would like to submit written comments on any agenda item they should be received by the District Clerk no later than the Wednesday prior to the meeting at noon. Comments can be emailed [to mrogers@nofires.org](mailto:tmrogers@nofires.org).



January 10, 2019 – 5:00 pm  
Planning Session



## ***2019 Planning Workshop Agenda***

- NDFD Response Statistics
- NDFD, NFPA 1710 response area and time requirements
- Personnel and Policy
- Fleet Management projections
- Personnel
- Code Enforcement
- Budget and revenues

### ➤ NDFD Response Statistics

The NDFD responded to approx 3,439 incidents this year, this includes Clearfield City, West Point City, Sunset City and Unincorporated Davis County, and all Auto and Mutual-aid. This averages 9.42 incidents per day between both Station 41 and Station 42; however, this is an increase of approx. 1.5 calls per day from the previous year.

*(See NDFD Response Statistics on Next Page)*

# North Davis Fire District

Clearfield, UT

This report was generated on 11/28/2018 9:08:53 AM



## Incident Statistics

Start Date: 07/01/2017 | End Date: 06/30/2018

INCIDENT COUNT			
INCIDENT TYPE		# INCIDENTS	
EMS		2620	
FIRE		819	
<b>TOTAL</b>		<b>3439</b>	
TOTAL TRANSPORTS (N2 and N3)			
APPARATUS	# of APPARATUS TRANSPORTS	# of PATIENT TRANSPORTS	TOTAL # of PATIENT CONTACTS
0	0	0	0
A-42	128	179	182
A-422	36	53	56
A-423	4	4	4
A3067	1	2	2
A41	75	104	138
A42	589	832	922
A4210	11	12	14
A422	691	939	998
A423	23	31	32
A9170	13	20	20
RE41	92	134	144
T41	0	2	2
T42	1	5	9
<b>TOTAL</b>	<b>1664</b>	<b>2317</b>	<b>2523</b>
PRE-INCIDENT VALUE		LOSSES	
<b>\$1,200,300.00</b>		<b>\$892,800.00</b>	
CO CHECKS			
424 - Carbon monoxide incident		11	
736 - CO detector activation due to malfunction		9	
746 - Carbon monoxide detector activation, no CO		6	
<b>TOTAL</b>		<b>26</b>	
MUTUAL AID			
Aid Type		Total	
Aid Given		46	
Aid Received		47	
OVERLAPPING CALLS			

Only Reviewed Incidents included. CO Checks only includes Incident Types: 424, 736 and 734. # Apparatus Transports = # of incidents where apparatus transported. # Patient Transports = # of PCR with disposition "Treated, Transported by EMS". # Patient Contacts = # of PCR contacted by apparatus. This report now returns both NEMSIS 2 & 3 data as appropriate.

# OVERLAPPING		% OVERLAPPING	
1058		30.76	
LIGHTS AND SIREN - AVERAGE RESPONSE TIME (Dispatch to Arrival)			
Station	EMS	FIRE	
Layton 51	0:00:31		
North Davis Fire District 41	0:04:38	0:06:37	
North Davis Fire District 42	0:04:45	0:06:04	
Sunset 11	0:06:02		
Syracuse 31	0:05:58		
<b>AVERAGE FOR ALL CALLS</b>		<b>0:05:05</b>	
LIGHTS AND SIREN - AVERAGE TURNOUT TIME (Dispatch to Enroute)			
Station	EMS	FIRE	
Layton 51	0:00:00		
North Davis Fire District 41	0:00:57	0:01:15	
North Davis Fire District 42	0:00:56	0:01:07	
Sunset 11	0:00:12		
Syracuse 31	0:00:21		
<b>AVERAGE FOR ALL CALLS</b>		<b>0:00:59</b>	
AGENCY		AVERAGE TIME ON SCENE (MM:SS)	
North Davis Fire District		20:48	

Only Reviewed Incidents included. CO Checks only includes Incident Types: 424, 736 and 734. # Apparatus Transports = # of incidents where apparatus transported. # Patient Transports = # of PCR with disposition "Treated, Transported by EMS". # Patient Contacts = # of PCR contacted by apparatus. This report now returns both NEMSIS 2 & 3 data as appropriate.

# North Davis Fire District

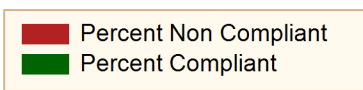
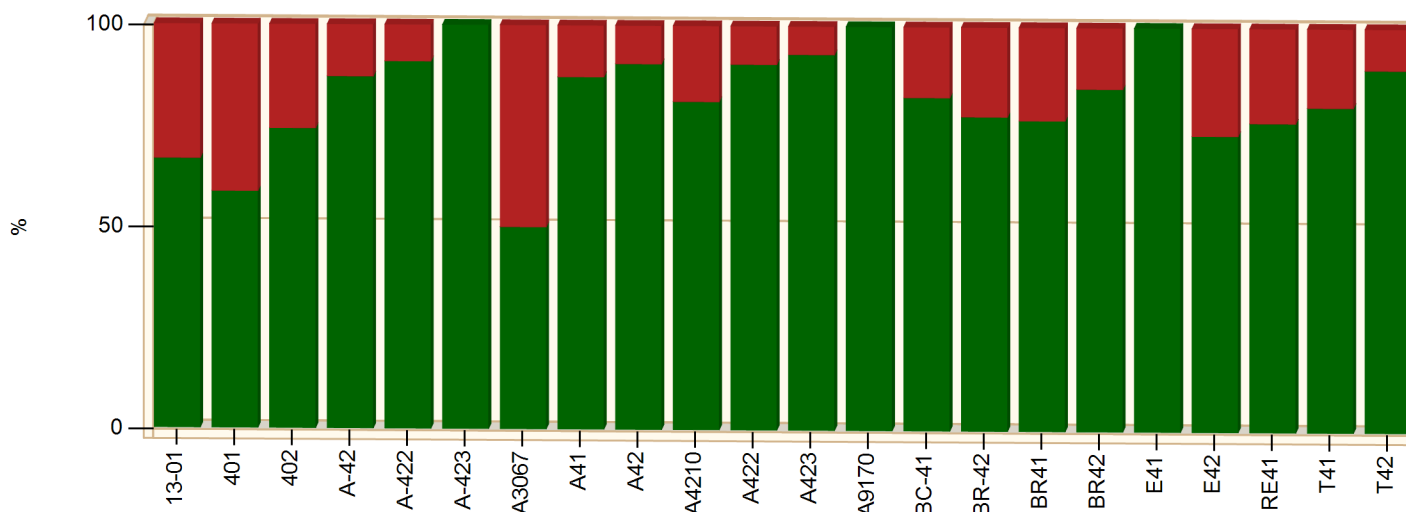
Clearfield, UT

This report was generated on 11/28/2018 9:11:49 AM



## Apparatus Compliance Percentage for Response Time for Date Range

Response Time: 00:08:00 | Start Date: 07/01/2017 | End Date: 07/01/2018



APPARATUS	# RESPONSES		% COMPLIANT
	COMPLIANT	NOT COMPLIANT	
13-01	2	1	66.7
401	17	12	58.6
402	23	8	74.2
A-42	183	27	87.1
A-422	60	6	90.9
A-423	4	0	100.0
A3067	1	1	50.0
A41	129	19	87.2
A42	988	104	90.5
A4210	13	3	81.3
A422	1081	114	90.5
A423	40	3	93.0
A9170	20	0	100.0
BC-41	141	30	82.5
BR-42	7	2	77.8
BR41	30	9	76.9
BR42	28	5	84.8
E41	2	0	100.0
E42	11	4	73.3
RE41	254	78	76.5
T41	41	10	80.4

Calculates difference for apparatus' DISPATCH and ARRIVED times in comparison to the RESPONSE TIME provided. For example, for a RESPONSE TIME of 00:05:00, the % COMPLIANT column displays percentage of instances where the apparatus' response times were less than or equal to 5 minutes. Only REVIEWED incidents included.

	# RESPONSES		
APPARATUS	COMPLIANT	NOT COMPLIANT	% COMPLIANT
T42	936	108	89.7
<b>TOTAL:</b>	<b>4011</b>	<b>544</b>	<b>88.06%</b>

Calculates difference for apparatus' DISPATCH and ARRIVED times in comparison to the RESPONSE TIME provided. For example, for a RESPONSE TIME of 00:05:00, the % COMPLIANT column displays percentage of instances where the apparatus' response times were less than or equal to 5 minutes. Only REVIEWED incidents included.



# North Davis Fire District

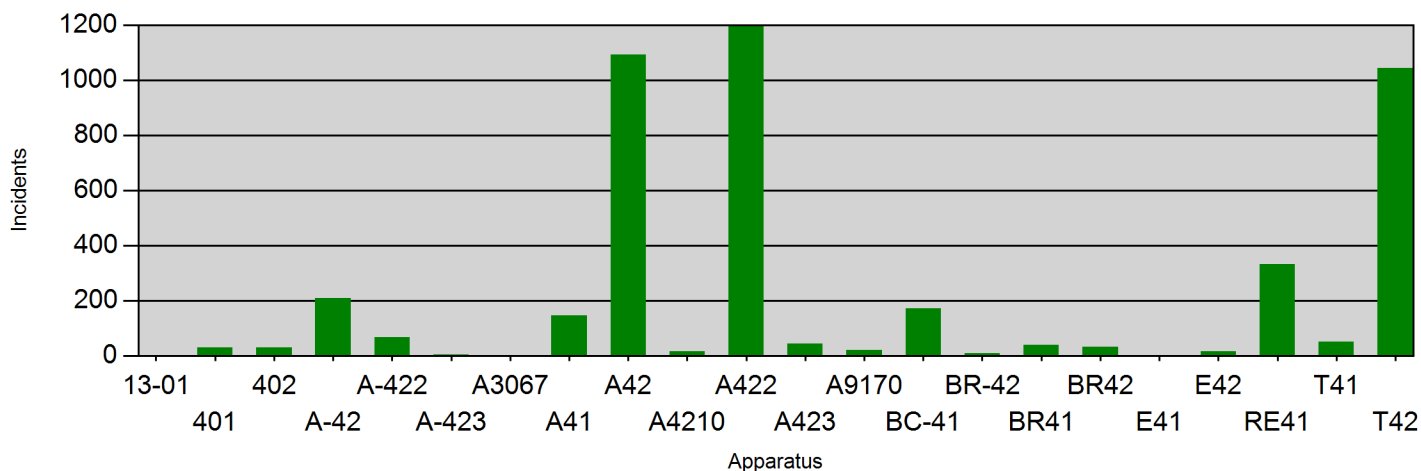
Clearfield, UT

This report was generated on 11/28/2018 9:13:05 AM



## Incident Count per Apparatus for Date Range

Start Date: 07/01/2017 | End Date: 06/30/2018



APPARATUS	# of INCIDENTS
13-01	3
401	29
402	31
A-42	210
A-422	66
A-423	4
A3067	2
A41	146
A42	1091
A4210	16
A422	1195
A423	43
A9170	20
BC-41	171
BR-42	9
BR41	39
BR42	33
E41	2
E42	15
RE41	332
T41	51
T42	1043

Cancelled apparatus (per the THIS APPARATUS WAS CANCELLED checkbox on Basic Info 4) not included. Only REVIEWED incidents included.

# North Davis Fire District

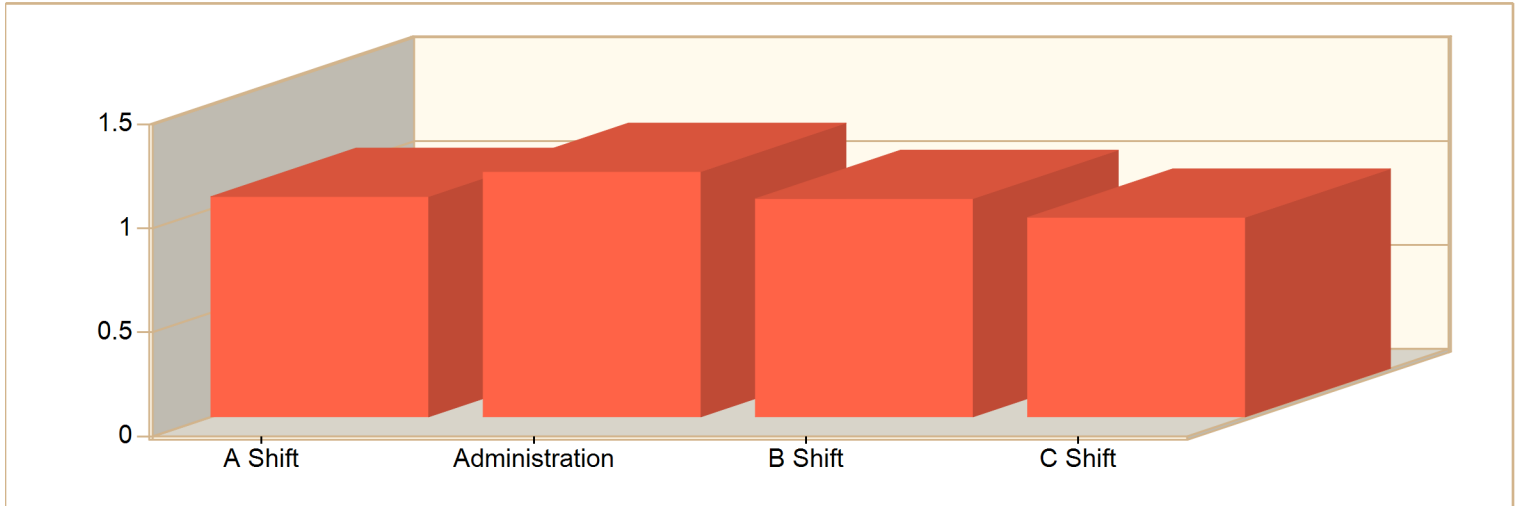
Clearfield, UT

This report was generated on 11/28/2018 9:13:54 AM



## Average Turnout Time per Shift for Date Range

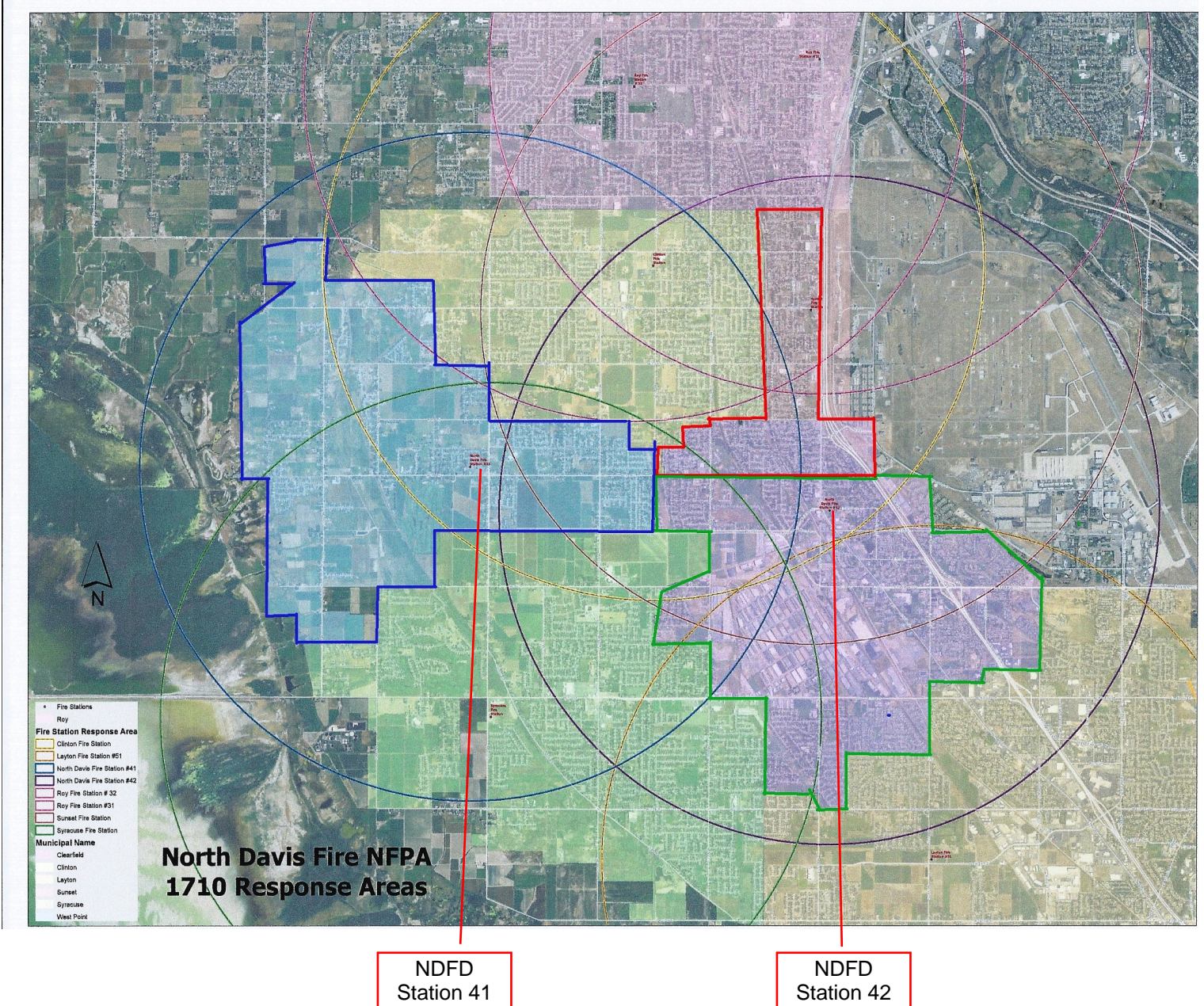
Start Date: 07/01/2017 | End Date: 06/30/2018



SHIFT	AVERAGE TURNOUT TIME as MM:SS (Dispatch to Enroute)
A Shift	1:03
Administration	1:11
B Shift	1:03
C Shift	0:58

Committed time (minutes) is the difference between the DISPATCH and ENROUTE time of Basic Info 4. Only REVIEWED incidents included.

## ***NDFD First Due Response Areas***



Annual NFPA 1710 quadrennial report allows for a 1-minute (60 second) turnout time and a 4-minutes (240 second) response time, for the first arriving unit and/or the initial full-alarm assignment within 8-minute response time to 90 percent of the incidents.

All occupancies are well within the 5-minute first unit response areas, as well as the first alarm areas.

Travel time average at 40 mph = .66 miles per minute, .66 miles times three miles = approximately 2-minutes as the crow flies. This allows for three additional minutes for turnout time, traffic, etc.

## NFPA 1710

### 5.2.4.1 Initial Arriving Company

5.2.4.1.1 The fire department's fire suppression resources shall be deployed to provide for the arrival of an engine company within a 240-second travel time to 90 percent of the incidents as established in Chapter 4.

5.2.4.1.2 Personnel assigned to the initial arriving company shall have the capability to implement an initial rapid intervention crew (IRIC). Annual NFPA 1710 quadrennial report allows for a 1-minute (60 second) turnout time and a 4-minute (240 second) response time, for the first arriving unit and/or the initial full alarm assignment within 8-minute response time to 90 percent of the incidents.

All occupancies are well within the 5-minute first unit response areas, as well as the first alarm areas. Travel time average at 40 mph = .66 miles per minute, .66 miles times three miles = approx 2 minutes as the crow flies. This allows for three additional minutes for turnout time, traffic, etc.

### 5.2.4.2 Initial Full Alarm Assignment Capability.

5.2.4.2.1 The fire department shall have the capability to deploy an initial full alarm assignment within a 480-second travel time to 90 percent of the incidents as established in Chapter 4.

5.2.4.2.2 The initial full alarm assignment to a structure fire in a typical 2000 ft<sup>2</sup> (186 m<sup>2</sup>), two-story single-family dwelling without basement and with no exposures shall provide for the following:

(1) Establishment of incident command outside of the hazard area for the overall coordination and direction of the initial full alarm assignment with a minimum of one individual dedicated to this task

(2) Establishment of an uninterrupted water supply of a minimum of 400 gpm (1520 L/min) for 30 minutes with supply line(s) maintained by an operator

(3) Establishment of an effective water flow application rate of 300 gpm (1140 L/min) from two handlines, each of which has a minimum flow rate of 100 gpm (380 L/min) with each handline operated by a minimum of two individuals to effectively and safely maintain the line

(4) Provision of one support person for each attack and backup line deployed to provide hydrant hookup and to assist in laying of hose lines, utility control, and forcible entry

(5) Provision of at least one victim search and rescue team with each such team consisting of a minimum of two individuals

(6) Provision of at least one team, consisting of a minimum of two individuals, to raise ground ladders and perform ventilation

(7) If an aerial device is used in operations, one person to function as an aerial operator and maintain primary control of the aerial device at all times|

(8) Establishment of an IRIC consisting of a minimum of two properly equipped and trained individuals  
It is management's opinion that NDFD station placement is optimal for apparatus deployment to all critical areas of the Fire District, with the estimated build out of Clearfield city at 31,000 by 2040 and West Point at 35,000. The estimated call volume in 2040 would equal 13.21 population for every incident divided by a build out population of 66,000, which would equal 499.21 incidents per year. This in turn would equal approximately 2,500 incidents per station or seven incidents per day. With the possible addition of Sunset City (500) incidents annually, a single engine two man jump crew will be more than adequate to meet the additional call volume. Unlike Clearfield and West Point Cities; Sunset has reached most of its future build-out.

This would average approximately 7 incidents/day/station; this is well acceptable call volumes for each station. Clearfield will average more due to additional traffic and industrial occupancies.

### ➤ Personnel and Policy

The NDFD is currently evaluating and updating the personnel policy to meet current employee standards and benefit packages 90% has been revised. ***NDFD is planning to budget funds to perform impact fee study with the anticipation of the Sunset City Annexation. For adopting a new 2019 Impact fee study as well as rate schedule policy as required by state statute.*** This will be an ongoing project semi-annually to ensure we are current with federal and state employment standards.

### ➤ Standard Operating Procedures and General Directives.

Administration has updated numerous operational SOP's to ensure we are current with NFPA training standards, fire and Utah State EMS protocols, Disaster ops etc. Administration will continually evaluate and make necessary revisions to our procedures.

### ➤ Auto Aid, Mutual Aid, MOU

***As of January 28, 2014, all Davis County and State Forestry contacts will be in place to ensure smooth response times and assistance to all agencies that participate. This may decrease our ISO rating in the next ISO evaluation cycle and ensures teamwork throughout the State of Utah and Davis County. NDFD was the lead agency, for renewal of Davis County inter local Auto-aid 50-year Agreement.***

### ➤ Fleet Projections

In consideration of current and projected call volumes, annexations, and district growth, I have determined that our staffing meets our current needs with some possible adjustments. Current staffing at station 41 is three personnel including the Battalion Chief; this number allows the station 41 personnel to respond as a three man jump crew for medical and also allows the battalion chief to respond on any major incidents for the district. Compared to a jump crew of six at station 42 that can

cover back to back medicals, etc. The transport engine was purchased in December 2014 and has alleviated this problem by making the full crew available for EMS calls or structure fires. Hypothetically if the transport engine responded to a fire alarm at Freeport and it was a false alarm, the engine would always be available to take the next call in the district. Station 42 would not generally need to respond on Charlie and Delta medicals, or car accidents in West Point City. This would make station 42 units, available for additional calls, as projected these scenarios happen numerous times throughout the year.

More and more jurisdictions are moving towards this type program to provide uninterrupted service to rural type communities and also be NFPA 1710 compliant. Ogden City Station 5, Syracuse Fire, Lone Peak Fire District, and West Valley to name a few.

The intention of our fleet program is to provide safe reliable apparatus to our current staff and the public. The Administrative Control Board has been gracious and played a key role the past five years with the purchase of fleet equipment; NDFD's needs adequate equipment that meets the needs of the community.

NDFD Purchased a type 6 brush truck to respond to the unincorporated areas of West Point and the farming community. Most of the residential sections have adequate water supply; however, numerous areas along the Bluff and Western Borders need an apparatus with a 400-gallon water tank and support type 1 engines. Unfortunately, this unit would not be deployed for the wild land programs out of state; increased required backfill and overtime for a program that puts our community at risk is not feasible.

At the Boards discretion, it is my recommendation the two front line apparatus be lease purchased with the anticipation to purchase again in ten to twelve years. We should continue to pay outright for all smaller vehicles including the ambulance remounts. Administration may consider asking the control boards approval to pay off truck 42 early using impact fees generated by commercial development in fiscal 2019/2020. The payoff amount for truck 42 approximately \$ 200,000.00, paying the truck off early would save the district from paying a large amount of interest.

*(See Fleet Schedule on Next Page)*

**Fleet & Capital Expense Projection**

Year	Make/Model	Current Status	FY 2017	FY 2018	FY 2019	FY 2020	FY 2021	FY 2022	FY 2023	FY 2024	FY 2025	FY 2026	FY 2027	FY 2028	FY 2029	FY2030	Projected Rev.
1989	Wells Fargo Tr	Haz-Mat Trailer															
2008	Clown Trailer	Clown Trailer															
2010	Haulmark Trailer	Rehab 41															
2016	COTC Utility Trailer																

**Engine/Ladders - 12 Year Rotation**

Year	Make/Model	Current Status	FY 2017	FY 2018	FY 2019	FY 2020	FY 2021	FY 2022	FY 2023	FY 2024	FY 2025	FY 2026	FY 2027	FY 2028	FY 2029	FY2030	Projected Rev.
2017	America La France (refurb 2003)		\$ 249,754	\$ 254,749	\$ 259,844	\$ 265,041	\$ 270,341	\$ 275,748	\$ 281,263	\$ 286,888	\$ 292,626	\$ 298,479	\$ 304,448	\$ 310,537	\$ 316,748	\$ 323,083	
	Projected Lease Purchase																
2007	Spartan Aerial (Crimson)																
	Projected Lease Purchase																
2009	Spartan Pumper							Sale									\$ 50,000
	Projected Lease Purchase - Ladder							\$ 850,000									
2015	Pierce Pumper/Transport			\$ 780,300	\$ 795,906	\$ 811,824	\$ 828,061	\$ 844,622	\$ 861,514	\$ 878,745	\$ 896,319	\$ 914,246	Rotate to Reserve Engine				
	Projected Lease Purchase - Engine												\$ 650,000				

**Ambulances - 3 Year Rotation Starting in FY2023**

Year	Make/Model	Current Status	FY 2017	FY 2018	FY 2019	FY 2020	FY 2021	FY 2022	FY 2023	FY 2024	FY 2025	FY 2026	FY 2027	FY 2028	FY 2029	FY2030	Projected Rev.
2006	Wheeled Coach F-350								Sale								\$ 15,000
	Projected Ambulance Purchase								\$ 220,000	\$ 224,400	\$ 228,888	\$ 233,466	\$ 238,135	\$ 242,898	\$ 247,756	\$ 252,711	
2011	Wheeled Coach F-350											Sale					\$ 15,000
	Projected Ambulance Purchase											\$ 233,466	\$ 238,135	\$ 242,898	\$ 247,756	\$ 252,711	
2013	Wheeled Coach F-350														Sale		\$ 15,000
	Projected Ambulance Purchase														\$ 247,756	\$ 252,711	
2017	Dodge Remount (2006)			\$ 114,875	\$ 117,172	\$ 119,516	\$ 121,906	\$ 124,344	\$ 126,831	\$ 129,368	\$ 131,955	\$ 134,594	\$ 137,286	\$ 140,032	\$ 142,832	\$ 145,689	
2017	Wheeled Coach F-350			\$ 176,000	\$ 179,520	\$ 183,110	\$ 186,773	\$ 190,508	\$ 194,318	\$ 198,205	\$ 202,169	\$ 206,212	\$ 210,336	\$ 214,543	\$ 218,834	\$ 223,211	

**Trucks**

Year	Make/Model	Current Status	FY 2017	FY 2018	FY 2019	FY 2020	FY 2021	FY 2022	FY 2023	FY 2024	FY 2025	FY 2026	FY 2027	FY 2028	FY 2029	FY2030	Projected Rev.
1994	Ford (Utility Truck/Plow)								Sale								\$ 5,000
2006	Chev Suburban			Not Scheduled to Replace													
2010	Ford F550 - Brush 42																
2015	Ford F550 - Brush 41			\$ 84,987	\$ 86,687	\$ 88,420	\$ 90,189	\$ 91,993	\$ 93,833	\$ 95,709	\$ 97,623	\$ 99,576	\$ 101,567	\$ 103,599	\$ 105,671		

**Reserve Chief and Battalion Chief Truck**

Year	Make/Model	Current Status	FY 2017	FY 2018	FY 2019	FY 2020	FY 2021	FY 2022	FY 2023	FY 2024	FY 2025	FY 2026	FY 2027	FY 2028	FY 2029	FY2030	Projected Rev.
2013	Ford - F150 (Bat. Chief Vehicle)			Rotated to BC		Sale											\$ 10,000
2016	GMC Silverado					402 Rotation											
	Projected Purchase of Battalion Chief Truck						\$ 60,000										
2014	Chev Silverado (Reserve Chief)										Sale						\$ 10,000
	Projected Rotation of Reserve Chief										402 Rotation						

**Chief Truck (401) - 5 Year Replacement for Diesel Trucks**

Year	Make/Model	Current Status	FY 2017	FY 2018	FY 2019	FY 2020	FY 2021	FY 2022	FY 2023	FY 2024	FY 2025	FY 2026	FY 2027	FY 2028	FY 2029	FY2030	Projected Rev.
2017	GMC Silverado (Diesel) - 401			\$ 55,000	\$ 56,100	\$ 57,222	\$ 58,366	\$ 59,534	Rotate to Plow	\$ 64,946	\$ 66,245	\$ 67,570	\$ 68,921	\$ 70,300	\$ 71,706	\$ 73,140	
	Purchase 401 - Diesel (5 year rotation)								\$ 63,672	\$ 64,946	\$ 66,245	\$ 67,570	\$ 68,921	Rotate	\$ 71,706	\$ 71,706	
	Purchase 401 - Diesel (5 year rotation)													\$ 70,300	\$ 71,706	\$ 71,706	

**Deputy Chief Truck (402) - 5 Year Replacement for Diesel Trucks**

Year	Make/Model	Current Status	FY 2017	FY 2018	FY 2019	FY 2020	FY 2021	FY 2022	FY 2023	FY 2024	FY 2025	FY 2026	FY 2027	FY 2028	FY 2029	FY2030	Projected Rev.
2016	GMC Silverado - 402		\$ 41,000	\$ 45,900	\$ 46,818	Rotate to BC	Sale										\$ 10,000
	Purchase 402 - Diesel (5 year rotation)					\$ 60,000	\$ 61,200	\$ 62,424	\$ 63,672	\$ 64,946	Rotate to Reserve Chief	\$ 67,570	\$ 68,921	\$ 70,300	\$ 71,706	\$ 73,140	
	Purchase 402 - Diesel (5 year rotation)										\$ 66,245	\$ 67,570	\$ 68,921	\$ 70,300	\$ 71,706	Rotate	
	Purchase 402 - Diesel (5 year rotation)															\$ 73,140	

Gain on Sale of Assets Projection																	
Year	Make/Model	Current Status	FY 2017	FY 2018	FY 2019	FY 2020	FY 2021	FY 2022	FY 2023	FY 2024	FY 2025	FY 2026	FY 2027	FY 2028	FY 2029	FY2030	Projected Rev.
2001	F350 Ambulance	SOLD	\$ 15,000														
2011	2011 Aux	SOLD	\$ 13,500														
2000	F350 Ambulance	SOLD		\$ 5,000													
2002	Ford Crown Vic	SOLD		\$ 950													
2004	Pierce Contender	SOLD			\$ 30,000												
1993	Becker	SOLD			\$ 5,000												
2007	Spartan Aerial (Crimson)							\$ 50,000									
2006	F350 Ambulance								\$ 15,000								
2011	F350 Ambulance											\$ 15,000					
2013	F350 Ambulance														\$ 15,000		
2013	F150 (Bat Chief)					\$ 10,000											
2015	Pierce Pumper Transport																
2016	GMC Silverado						\$ 10,000										
2014	Chev Silverado (Reserve Chief)										\$ 10,000						
Total Gain on Sale of Assets			\$ 28,500	\$ 5,950	\$ 35,000	\$ 10,000	\$ 10,000	\$ 50,000	\$ 15,000	\$ -	\$ 10,000	\$ 15,000	\$ -	\$ -	\$ 15,000	\$ -	\$ -
Balance at Beginning of Fiscal Year			\$ 10,577	\$ 125,577	\$ 155,577	\$ 185,577	\$ 315,577	\$ 126,905	\$ 206,905	\$ 230,660	\$ 92,194	\$ 172,194	\$ 181,894	\$ 29,138			
Committed Funds - Fleet Fund Contribution			\$ 80,000	\$ 80,000	\$ 80,000	\$ 80,000	\$ 80,000	\$ 80,000	\$ 80,000	\$ 80,000	\$ 80,000	\$ 80,000	\$ 80,000	\$ 80,000	\$ 80,000	\$ 80,000	\$ 970,577
Revenue From Sale of Assets			\$ 35,000	\$ 10,000	\$ 10,000	\$ 50,000	\$ 15,000	\$ -	\$ 10,000	\$ 15,000	\$ -	\$ -	\$ 15,000	\$ -	\$ -	\$ 160,000	
Expense for Purchase of Assetts			\$ -	\$ (60,000)	\$ (60,000)	\$ -	\$ (283,672)	\$ -	\$ (66,245)	\$ (233,466)	\$ -	\$ (70,300)	\$ (247,756)	\$ -	\$ -	\$ (1,021,439)	
Balance at end of Fiscal Year			\$ 125,577	\$ 155,577	\$ 185,577	\$ 315,577	\$ 126,905	\$ 206,905	\$ 230,660	\$ 92,194	\$ 172,194	\$ 181,894	\$ 29,138	\$ 109,138			
													Revenues plus Fleet Fund Contribution minus Expenses			\$ 109,138	

Station 41 Revenue Bond			
North Davis Fire District Revenue Bond - Debt Service for Station 41	Reevaluate North Davis Fire District Needs and Stations	Final Bond Payment Due in Fiscal Year 2028	\$ 3,000,000



## ➤ Personnel

Growth projections for West Point City will drive the need for additional personnel. We have nine firefighter slots with both stations that cover approx 3,439 incidents per/ year, this is an average of 9.5 calls per day or 128 incidents per firefighter. Station 41 has a decrease of incidents due to the constant availability of ambulance 422 and 423. This has increased coverage to the west side of the district.

West Point averages 906 incidents annually, this is approx 75 incidents per firefighter for every 10,000 residents. At the average of 2.5% population growth a year, growth for West Point City will require an additional firefighter when growth and revenues allow. This is conservative due to the economy.

With the fiscal and on-going constraints of employing a 24 / 365-day slot at station 42 the operational Control Board approved in 2016/2017 three additional full-time staff to alleviate the numerous inter-facility transfers and the addition of Sunset City to the district

The current part-time line item amount is \$301,279.00 this has increased over the past years due to an increase on and off duty injuries. It has become difficult to manage the additional part-time staff and shifts due to the increased amount of workload. **Administration is currently evaluating this ongoing Station Manning issues. And may request adjustments in fiscal 2019/2020.** For an additional 10-20% increase in part-time funding. This would allow NDFD not to drop to minimum manning levels as often throughout the year

NDFD continues to get busier each year and administration is feeling the effects. The time is quickly approaching when a part-time secretary will need to be hired to lighten the workload of administrative staff. Administration plans to evaluate the Fiscal Year 2019/2020 budget in hopes of available funding to hire a part-time secretary.

An additional part-time fire inspector to review plans, perform business inspections, and code enforcement will be required when funding is available. The additional workload of Clearfield City's business and industrial occupancies increases the workload of administrative staff and operations personnel. We have made huge strides in providing quality code enforcement to our communities; however, with the growth we will need to evaluate this part-time position.

With the addition of Sunset City and the Battalion Chief position, while only providing service to our current response areas. We go to great lengths to provide leadership and command training to all officers. Chief Officers respond to 90% of all working structure fires, MCI's and Echo response medicals. And with our commitment to our surrounding fire departments, it is not unusual to have four to five Chief Officers respond as well.

The NDFD believes we could provide better and safer paramedic service to our communities; however we understand that without the county revenue this would be impossible. It is administration's goal to always support the current paramedic service, and help to provide the best care and patient advocacy to customers; however, if the opportunity arises we would provide this service similar to Layton Fire and South Davis Metro. By providing paramedic service we would gain additional firefighters just like DCSO gains additional law enforcement.

***2015 Roy MOU for inter-facility transfers is self-sustaining for personnel costs, with approximately 50% profit from revenues.***

### ➤ Code Enforcement

***Deputy Chief Taylor oversees all annual fire inspections and code enforcement. NDFD personnel conduct 900-1100 annual business inspections. Chief Taylor conducts all new occupancy inspections as well as sprinkler hydro tests, NFPA 72 alarm tests, UL-300 Hood tests, underground storage tank tests, etc. Chief Taylor also reviews all preliminary site plans, construction plans, and sprinkler/alarm plans.***

### ➤ Emergency planning

***NDFD participates and cooperated with all the city" for emergency preparedness, Chief Becraft has reviewed and helped update emergency plans to align with NIMS training. NDFD provides additional CERT training, CPR, fire extinguisher, and fire prevention classes to local business as well as our community.***

### ➤ Hydrants

***All NDFD fire hydrants have been GPS located and downloaded to Rover Mobile for quick mapping enroute to fire incidents.***

### ➤ NDFD ISO Study

***NDFD participated in an extensive ISO evaluation and went from a five rating down to a four rating, this is a considerable increase in the service that we provide, this will save our residents and commercial facilities money by lowering insurance premiums. It is difficult to project if we can lower this rating in the future due to funding issues.***

### ➤ Budget

The North Davis Fire District strives to provide quality fire and EMS service to its communities while being fiscally responsible to the public. The NDFD strives to follow national response and safety standards while understanding our unique communities we serve. We understand we cannot fund the adoption of NFPA or move to an accredited status; however, it is my expectation to always move our organization in a positive direction. This requires a balance of revenues, expenses, and reserves; it's complicated at times to balance all of these issues. Firefighter safety above all, is the most important aspect of the Chief's Bulls eye. This is accomplished by ongoing training, equipment, and providing a teamwork environment.

Revenues have been a moving target over the past four years; however, we try to generate revenue through ambulance fees, grant opportunities, etc. Although we are a small fire district, we are very progressive and expect our leaders and firefighters to always represent us professionally. It appears it

has been difficult for NDFD to allocate funding to keep pace with our capital needs, mostly apparatus replacement. The NDFD was fortunate to receive a \$126,000 federal grant for replacement of SCBA.

The NDFD is fortunate to have both of its stations located within its NFPA 1710 response areas. The eight-bay station in West Point will always serve the community, and West Point will not require a second station until 41 needs to be replaced. Station 42 will only require additional personnel as call volumes increase with the growth of the community.

Clearfield Station 42 was purchased and underwent a remodel that will serve for years to come, the location of station 42 with the access to hwy 193 will enhance response times to the west and north. The NDFD may bond for an additional station 43 when our debt service is complete for station 41. The current build-out estimate for Clearfield and Sunset is 35,000 population however with the additional apartments and condos in the Clearfield area, the current station 42 boundaries may need to be adjusted to provide more service to the south side. NDFD may need a small residential station on the south side of Clearfield to cover the district evenly and provide quick ladder protection to the Freeport industrial areas

Impact fees should be allocated to funding of debt service for stations, or the funding of aerial apparatus as state statute allows both will help to achieve our mission.

The NDFD is participating in an MOU with the Utah Division of Forestry, and the with state of Utah EMAC system to provide EMS and wildland assistance to federal and state agencies within our scope. The NDFD will not compromise the protection of the district to provide this service; however, if we capture any sustainable revenue, this will help offset our fleet expenses.

## ➤ Conclusion

The NDFD is functioning and serving the communities efficiently, and is sustainable for the future. As the Fire Chief, I will always look to provide the best service to our communities. The NDFD currently is well respected in Davis County and the State, as a progressive fire department. This summary is intended to educate the Board only and projections are subject to change. There may be some equipment short falls; however, we are committed to any solution that our Administrative Control Board recommends.

Thank you for your review and commitment to NDFD.

Respectfully,

Mark Becraft  
Fire Chief



January 10, 2019 – 6:00 PM

Administrative Control Board Meeting  
(Immediately following the Planning Session)



**North Davis Fire District  
Administrative Control Board Meeting  
381 North 3150 West  
West Point City, UT 84015**

**December 20, 2018 – 6:00 PM**

Minutes from the North Davis Fire District Administrative Control Board Meeting held at 6:00 PM on December 20, 2018 at Station 41, 381 North 3150 West, West Point City, Utah 84015 with Chairman Gary Petersen presiding.

**Board Members Present:** Chairman Gary Petersen, Vice-Chairman Shepherd, Howard Madsen, Nike Peterson, Tim Roper, Erik Craythorne & Dave Nelson

**Board Members Excused:** Jerry Chatterton

**Staff Present:** Fire Chief Mark Becraft, Deputy Fire Chief John Taylor and District Clerk Misty Rogers

**Visitors:** North Davis Fire District Treasurer Julie Bashford (ChildRichards CPA's), Heather Christensen (Ulrich and Associates), Battalion Chief Weekes, Battalion Chief \*\* and on-duty Firefighters of the North Davis Fire District

- 1. Call to Order:** Chairman G. Petersen opened the Administrative Control Board Meeting. He then wished those in attendance a Merry Christmas.
- 2. Invocation or Inspirational Thoughts:** Provided by Ms. Rogers
- 3. Pledge of Allegiance:**
- 4. Citizen Comment:**  
Ms. Rogers read a message of appreciation sent by Firefighter Curt King to the North Davis Fire District Administrative Control Board.
- 5. Consideration of Approval of Minutes from the November 15, 2018 Board Meeting**  
Vice-Chairman Shepherd motioned to approve minutes from the November 15, 2018 Administrative Control Board Meeting. Board Member Nelson seconded the motion. The motion passed unanimously.
- 6. Consideration of Approval of the North Davis Fire District Bills for November 2018**  
Board Member Roper motioned to approve the North Davis Fire District Bills for November 2018. Board Member N. Peterson seconded the motion. The motion passed unanimously.
- 7. Consideration of Approval of the North Davis Fire District Financial Report**  
Chief Becraft stated the expenditures and revenues of the North Davis Fire District are in good standing. He then stated that because of unforeseen repairs, vehicle maintenance spending is higher than anticipated. Chief Becraft stated because several large projects within the district, Impact Fee revenues are higher than projected.

Board Member N. Peterson asked what projects are included in the collected Impact Fee revenue. Chief Taylor stated Impact Fee revenues collected include Clearfield Junction, U-Haul, Urban Air, etc. Board Member N. Peterson then asked why the North Davis Fire District Financial Report indicates that the "Crewsense" line item is 97% expended for fiscal year 2019. Ms. Rogers stated that Crewsense is a scheduling software that the district utilizes. The fee for Crewsense is paid annually, the district paid the user fee at the beginning of the fiscal year.

Chief Becraft reminded the board that ambulance revenue collected in July, August and September were reversed back into fiscal year 2018. He stated ambulance collected in July, August and September 2019 will be reversed back into fiscal year 2019.

Board Member N. Peterson motioned to approve the North Davis Fire District Financial Report. Board Member Roper seconded the motion. The motion passed unanimously

**8. Presentation and Consideration of Approval of the FY2018 Audit Report for the North Davis Fire District**

Ms. Julie Bashford, the Treasurer of the North Davis Fire District addressed the board. She stated that as the Treasurer of the district, she reviews accounting on a regular basis, assists with bookkeeping and prepares the North Davis Fire District's Financial Statements. Ms. Bashford provided the board with an overview of the Fiscal Year 2018 audit and then stated that in the opinion of the auditor (Ulrich and Associates) financial reports of the North Davis Fire District have been presented fairly and practices follow Governmental Auditing Standards. *(Fiscal Year 2018 Audit Report can be obtained from the administration of the North Davis Fire District)*

Heather Christensen with Ulrich and Associates provided an independent audit for the North Davis Fire District. She stated because this was the first year providing audit for the district, the final audit report is later than normal. Ms. Christensen stated that Ms. Bashford and Ms. Rogers were easy to work with and provided all information requested. She then stated that she was pleased to report that there were no findings for the Fiscal Year 2018 Audit, however administration should take all deposits to the bank within three-days of receipt to remain in state compliance.

Chairman G. Petersen thanked Ms. Bashford, Ms. Christopherson and Ms. Rogers for their assistance with the audit. He then thanked Ms. Bashford and Ms. Rogers for all that they do on behalf of the North Davis fire District.

Board Member Wiggill stated that he was pleased with the Audit Report for Fiscal Year 2018. He stated for size of the district and the number of employees, administration does a good job.

Vice-Chairman Shepherd motioned to approve the Fiscal Year 2018 Audit Report for the North Davis Fire District. Board Member N. Peterson seconded the motion. The motion passes unanimously.

**9. Discussion and Consideration of Approval of Resolution 2018R-12, A Resolution of the Administrative Control Board of the North Davis Fire District ("District"), Petitioning Clearfield City, acting as the Governing Authority of the District to Take All Necessary and Appropriate Actions Required by Law to Reorganize the District as a Service Area as Defined and Subject to Provisions of Title 17B, Chapter 2A, Part 9 of the Utah Code Entitled "Service Area Act" and Providing for an Effective Date**

*a. Discussion*

Chief Becraft stated that with the annexation of Sunset City, it may be a good time for the North Davis Fire District to reorganize from a Special Service District to a Local Service Area. He stated the timing to reorganize is right, and the time has come for the North Davis Fire District to come out of the umbrella of Clearfield City. If the board approves Resolution 2018-R12, the reorganization process will begin, and administration will work with Clearfield City to complete the reorganization process. Chief Becraft stated the if the petition to request for reorganization is approved today, would likely be complete in April or May 2019.

Board Member Craythorne stated that when the North Davis Fire District was created, state statute required a governing body. Chairman G. Petersen stated that because Clearfield City is the "governing body" of the district, it is noted as a component unit of Clearfield City. The North Davis Fire District being a component unit of Clearfield City affects their bonding and audit reporting.

*b. Possible Action*

Board Member Craythorne motioned to approve Resolution 2018R-12, A Resolution of the Administrative Control Board of the North Davis Fire District (“District”), Petitioning Clearfield City, acting as the Governing Authority of the District to Take All Necessary and Appropriate Actions Required by Law to Reorganize the District as a Service Area as Defined and Subject to Provisions of Title 17B, Chapter 2A, Part 9 of the Utah Code Entitled “Service Area Act” and Providing for an Effective Date. Board Member Nelson seconded the motion. The motion passed unanimously.

Roll Call Vote:	Board Member Craythorne - aye	Vice-Chairman Shepherd - aye
	Board Member Roper - aye	Board Member N. Peterson - aye
	Chairman G. Petersen –aye	Board Member Nelson – aye

#### **10. Discussion and Consideration of Approval of Resolution 2018R-13 an Amendment to the North Davis Fire District Policy and Procedures Manual, 502 Vacation Leave; and 503 Sick Leave**

Chief Becraft stated that administration has reviewed several sick leave donation policies, one of which was that of Clearfield City. Administration has spent a significant amount of time reviewing and discussing the proposed policy changes. The Clearfield City Attorney reviewed the proposed policy and changes recommended by him have been made to policy. Chief Becraft stated the North Davis Fire District currently has a sick leave donation policy. However, this policy did not seem to be fair and equitable to employees.

Chief Becraft stated the proposed changes to the North Davis Fire District Policy and Procedures Manual, 502 and 503 are meant to be fair and equitable without discrimination to any employee. Full-Time employees will have the ability to donate accrued vacation leave to a “Sick Leave Bank” to assist fellow employees. If employee donate vacation leave to the Sick Leave Bank, the donation amount will be converted to a dollar amount (donating employees straight-time wage multiplied by the number of vacation hours donating).

Employees in need of use from the “Sick Leave Bank” will be required to utilize all accrued sick leave and vacation leave before any use of the bank would be permitted. Employees in need of assistance of the Sick Leave Bank must meet specific eligibility requirements found in the North Davis Fire District Personnel Policy and Procedures Manual. Chief Becraft stated implementing the policy changes will not create a new liability for the district.

*a. Discussion*

Chairman G Petersen stated that he has thoroughly reviewed and discussed the policy changes with administration in detail. Vice-Chairman Shepherd expressed his support of Resolution Number 2018R-12 and the policy changes.

*b. Possible Action*

Vice-Chairman Shepherd motioned to approve Resolution 2018R-13, Resolution 2018R-13 an Amendment to the North Davis Fire District Policy and Procedures Manual, 502 Vacation Leave; and 503 Sick Leave. Board Member N. Peterson seconded the motion. The motion passed unanimously

Roll Call Vote:	Board Member Craythorne - aye	Vice-Chairman Shepherd - aye
	Board Member Roper - aye	Board Member N. Peterson - aye
	Chairman G. Petersen – aye	Board Member Nelson – aye

#### **11. Fire Chiefs Report**

- FirstNet devices with GPS capability will be installed in three ambulances and the rescue engine.
- Recently, a firefighter of the North Davis Fire District was diagnosed with cancer. He underwent surgery and is seems to be doing well. Chief Becraft stated approximately two-years ago, the board decided to provide a cancer policy benefit to full-time firefighters. This benefit has proved to be a success, it has and will continue to ease the financial burden for the firefighter and his family.
- The North Davis Fire District Annual Banquet will be held at Timbermine at 6:00 pm on January 30, 2019.

- In 2019, Clearfield City will need to provide new appointments to the North Davis Fire District Administrative Control Board.
- Administration and the firefighters of the North Davis Fire District are appreciative of the administrative control board. The board has been gracious to provide much needed wage increases, new positions and good equipment to the district.

Board Member Roper stated that it is important that the firefighters of the North Davis Fire District know how much they are appreciated and valued.

**12. Other:** None

**13. Motion to Adjourn**

Vice-Chairman Shepherd motioned to adjourn. Board Member Nelson seconded the motion. The motion passed unanimously.

Passed and adopted the 10<sup>th</sup> day of January, 2018

---

Gary Petersen, Chairman

---

Misty Rogers, District Clerk



## North Davis Fire District Expenses by Vendor Detail

Accrual Basis

December 2018

Type	Date	Num	Memo	Account	Cir	Split	Amount	Balance
<b>A-1 Uniforms</b>								
Bill	12/06/2018	40175	Pant - New Hire	Clothing Allowance		Accounts Paya...	50.88	50.88
Bill	12/06/2018	40175	Duty Boots - New Hire	Clothing Allowance		Accounts Paya...	111.88	162.76
Bill	12/12/2018	40195	New Hire - Duty Boots	Clothing Allowance		Accounts Paya...	111.88	274.64
Bill	12/12/2018	40195	New Hire - Badge Shirt	Clothing Allowance		Accounts Paya...	52.88	327.52
Bill	12/12/2018	40194	New Hire Duty Boots	Clothing Allowance		Accounts Paya...	110.00	437.52
Bill	12/12/2018	40194	Badge Shirt	Clothing Allowance		Accounts Paya...	52.88	490.40
Total A-1 Uniforms							490.40	490.40
<b>Airgas Intermountain Inc</b>								
Bill	12/03/2018	90831...	Oxygen	Medical Supplies Ex...		Accounts Paya...	42.39	42.39
Bill	12/17/2018	90835...	Oxygen	Medical Supplies Ex...		Accounts Paya...	28.26	70.65
Total Airgas Intermountain Inc							70.65	70.65
<b>AT&amp;T</b>								
Bill	12/27/2018	67157...	Cradlepoints, etc.	Utilities (Gas,Power...		Accounts Paya...	5,899.92	5,899.92
Total AT&T							5,899.92	5,899.92
<b>AT&amp;T Mobility</b>								
Bill	12/12/2018		First Net Cell Services - 10/26/18-12/20/18	Utilities (Gas,Power...		Accounts Paya...	2,551.53	2,551.53
Total AT&T Mobility							2,551.53	2,551.53
<b>Bell Built Homes</b>								
Bill	12/20/2018	2	2301 N 4500 W (5 Don Fowers Subdivision)	Impact Fees		Accounts Paya...	2.00	2.00
Total Bell Built Homes							2.00	2.00
<b>Bell Janitorial Supply</b>								
Bill	12/04/2018	41022...	PL Roll Towel Wht	Equipment Mainten...		Accounts Paya...	188.85	188.85
Bill	12/04/2018	41022...	PL Roll Towel Wht	Equipment Mainten...		Accounts Paya...	62.96	251.81
Bill	12/04/2018	41022...	Universal Dispenser Key	Equipment Mainten...		Accounts Paya...	8.00	259.81
Total Bell Janitorial Supply							259.81	259.81
<b>Blomquist Hale Consulting Group, Inc</b>								
Bill	12/03/2018	DEC1...	December 2018	EA Assistance Prog...		Accounts Paya...	215.00	215.00
Total Blomquist Hale Consulting Group, Inc							215.00	215.00
<b>Blue Creek Construction</b>								
Bill	12/20/2018	3	2737 W 300 N (1 Red Barn Ranch)	Impact Fees		Accounts Paya...	2.00	2.00
Total Blue Creek Construction							2.00	2.00
<b>Blueline Services</b>								
Bill	12/31/2018	40584	December - Random (1)	Blueline Drug Testin		Accounts Paya...	50.00	50.00
Bill	12/31/2018	40584	December - New Hire (3)	Blueline New Hire T...		Accounts Paya...	150.00	200.00
Total Blueline Services							200.00	200.00
<b>Castle Creek Homes</b>								
Bill	12/20/2018	4	#22 Wise	Impact Fees		Accounts Paya...	2.00	2.00
Bill	12/20/2018	4	#37, #38 Wise	Impact Fees		Accounts Paya...	4.00	6.00
Bill	12/20/2018	4	#23, #52, #59 Wise	Impact Fees		Accounts Paya...	6.00	12.00
Bill	12/20/2018	4	#45 Wise	Impact Fees		Accounts Paya...	2.00	14.00
Bill	12/20/2018	4	#60, #63 Wise	Impact Fees		Accounts Paya...	4.00	18.00
Bill	12/20/2018	4	#46, #48 Wise	Impact Fees		Accounts Paya...	4.00	22.00
Bill	12/20/2018	4	#44 Wise	Impact Fees		Accounts Paya...	2.00	24.00
Bill	12/20/2018	4	#62 Wise	Impact Fees		Accounts Paya...	2.00	26.00
Bill	12/20/2018	4	#51, #53 Wise	Impact Fees		Accounts Paya...	4.00	30.00
Bill	12/20/2018	4	#1, #2 Sandy Point	Impact Fees		Accounts Paya...	4.00	34.00
Bill	12/20/2018	4	#3, #4, #5, #6, #7, #8, #9, #10 Sandy Point, & 3176 W ...	Impact Fees		Accounts Paya...	18.00	52.00
Bill	12/20/2018	4	#57, #58 Wise	Impact Fees		Accounts Paya...	4.00	56.00
Bill	12/20/2018	4	#11, #12, #13, #14, #15, #16, #17, #18, #19, #20, #21, ...	Impact Fees		Accounts Paya...	30.00	86.00
Bill	12/20/2018	4	#26, #27, #28, #29, #30, #31, #54, #55, #56, #57, #58, ...	Impact Fees		Accounts Paya...	36.00	122.00
Bill	12/20/2018	4	#47 Wise	Impact Fees		Accounts Paya...	2.00	124.00
Bill	12/20/2018	4	#66, #67, #68, #69, #48, #49, #50, #51, #52, #53 Sand...	Impact Fees		Accounts Paya...	20.00	144.00
Bill	12/20/2018	4	#40, #41, #42, #43, #44, #45, #46, #47 Sandy Point & 1...	Impact Fees		Accounts Paya...	18.00	162.00
Bill	12/20/2018	4	#32, #33, #34, #35, #36, #37, #38, #39 Sandy Point & #...	Impact Fees		Accounts Paya...	30.00	192.00
Bill	12/20/2018	4	#56 Wise	Impact Fees		Accounts Paya...	2.00	194.00
Bill	12/20/2018	4	#111, #120, #104, #132 Oleson Fields	Impact Fees		Accounts Paya...	8.00	202.00
Total Castle Creek Homes							202.00	202.00
<b>Cedar Ridge Homes</b>								
Bill	12/20/2018	5	3160 W 600 N (#41 Wise)	Impact Fees		Accounts Paya...	2.00	2.00
Bill	12/20/2018	5	3193 W 600 N (#43 Wise)	Impact Fees		Accounts Paya...	2.00	4.00
Bill	12/20/2018	5	3011 W 1300 N (2 Caves Creek)	Impact Fees		Accounts Paya...	2.00	6.00
Bill	12/20/2018	5	1317 N 4300 W (1 Torroweep)	Impact Fees		Accounts Paya...	2.00	8.00
Bill	12/20/2018	5	1320 N 4300 W (12 Torroweep)	Impact Fees		Accounts Paya...	2.00	10.00
Total Cedar Ridge Homes							10.00	10.00
<b>Chris Belliston *</b>								
Bill	12/06/2018	E4A2...	Reimbursement for EMT Recrt	Recert of AMETs		Accounts Paya...	62.00	62.00
Bill	12/06/2018	E4A2...	Reimbursement	Clothing Allowance		Accounts Paya...	0.00	62.00
Total Chris Belliston *							62.00	62.00

## North Davis Fire District Expenses by Vendor Detail

Accrual Basis

December 2018

Type	Date	Num	Memo	Account	Cir	Split	Amount	Balance
<b>Clearfield City Corp</b>								
Bill	12/01/2018	1109-...	December 2018 Dispatch	Dispatch Services		Accounts Paya...	7,084.00	7,084.00
Total Clearfield City Corp							7,084.00	7,084.00
<b>Comcast</b>								
Bill	12/01/2018	11/28/...	11/28/18-12/27/18 Station 42 Telephones and Internet	Utilities (Gas,Power...		Accounts Paya...	337.92	337.92
Bill	12/01/2018	12/1/1...	12/1/18-12/31/18 Station 41Telephones and Internet	Utilities (Gas,Power...		Accounts Paya...	668.32	1,006.24
Total Comcast							1,006.24	1,006.24
<b>Comcast Business</b>								
Bill	12/15/2018	73516...	12/15/18-1/14/19	Utilities (Gas,Power...		Accounts Paya...	499.50	499.50
Total Comcast Business							499.50	499.50
<b>Country West</b>								
Bill	12/20/2018	6	4355 W 25 S	Impact Fees		Accounts Paya...	2.00	2.00
Total Country West							2.00	2.00
<b>Craythorne Construction</b>								
Bill	12/20/2018	1	499 N 2900 W (10 Zaugg Legacy) Permit #4818	Impact Fees		Accounts Paya...	2.00	2.00
Bill	12/20/2018	1	3886 W 1100 N (105 Bennett Farms) Permit # 4824	Impact Fees		Accounts Paya...	2.00	4.00
Bill	12/20/2018	1	517 N 2900 W (9 Zaugg Legacy) Permit # 4304	Impact Fees		Accounts Paya...	2.00	6.00
Bill	12/20/2018	1	3214 W 700 N (122 Oleson Fields) Permit # 4811	Impact Fees		Accounts Paya...	2.00	8.00
Bill	12/20/2018	1	762 N 3150 W (112 Oleson Fields) Permit # 4794	Impact Fees		Accounts Paya...	2.00	10.00
Bill	12/20/2018	1	517 N 2900 W (9 Zaugg Legacy) Permit # 4804	Impact Fees		Accounts Paya...	2.00	12.00
Bill	12/20/2018	1	2867 W 550 (6 Zaugg Legacy) Permit # 4782	Impact Fees		Accounts Paya...	2.00	14.00
Bill	12/20/2018	1	473 N 2900 W (13 Zaugg Legacy) Permit # 4788	Impact Fees		Accounts Paya...	2.00	16.00
Bill	12/20/2018	1	534 N 2900 W (7 Zaugg Legacy) Permit # 4774	Impact Fees		Accounts Paya...	2.00	18.00
Bill	12/20/2018	1	481 N 2900 W (11 Zaugg Legacy) Permit # 4762	Impact Fees		Accounts Paya...	2.00	20.00
Bill	12/20/2018	1	3950 W 1100 N (102 Bennett) Permit # 4766	Impact Fees		Accounts Paya...	2.00	22.00
Bill	12/20/2018	1	432 N 2900 W (1 Zaugg Legacy) Permit # 4748	Impact Fees		Accounts Paya...	2.00	24.00
Bill	12/20/2018	1	510 N 2900 W (5 Zaugg Legacy) Permit # 4758	Impact Fees		Accounts Paya...	2.00	26.00
Bill	12/20/2018	1	3866 W 1100 N (106 Bennett) Permit # 4752	Impact Fees		Accounts Paya...	2.00	28.00
Bill	12/20/2018	1	4093 W 1250 N (34 GlenDell) Permit #4629	Impact Fees		Accounts Paya...	2.00	30.00
Bill	12/20/2018	1	3906 W 1100 N (104 Bennett) Permit # 4644	Impact Fees		Accounts Paya...	2.00	32.00
Bill	12/20/2018	1	4101 W 1200 N (27 GlenDell)	Impact Fees		Accounts Paya...	2.00	34.00
Bill	12/20/2018	1	4105 W 1250 N ( 33 DenDell)	Impact Fees		Accounts Paya...	2.00	36.00
Bill	12/20/2018	1	4095 W 960 N (17 Stoddard Legacy)	Impact Fees		Accounts Paya...	2.00	38.00
Bill	12/20/2018	1	1273 N 4150 W	Impact Fees		Accounts Paya...	2.00	40.00
Bill	12/20/2018	1	4040 W 525 S (15 Craythorne Homestead) #4836	Impact Fees		Accounts Paya...	2.00	42.00
Total Craythorne Construction							42.00	42.00
<b>Creative Culture Insignia, LLC</b>								
Bill	12/13/2018	7855		Clothing Allowance		Accounts Paya...		0.00
Bill	12/13/2018	7855		Clothing Allowance		Accounts Paya...		0.00
Bill	12/13/2018	7855	Engineer Badge (Langston, Iarossi, Peters)	Clothing Allowance		Accounts Paya...	255.00	255.00
Bill	12/13/2018	7855	Name Plate - (Shaw)	Clothing Allowance		Accounts Paya...	23.00	278.00
Bill	12/13/2018	7855	Name Plate - (Lloyd, Montgomery)	Clothing Allowance		Accounts Paya...	50.00	328.00
Bill	12/13/2018	7855	Name Plate - (Iarossi, Combe, Gallegos, Montgomery, ...	Clothing Allowance		Accounts Paya...	240.00	568.00
Bill	12/13/2018	7855	Mold Charge	Clothing Allowance		Accounts Paya...	50.00	618.00
Total Creative Culture Insignia, LLC							618.00	618.00
<b>Crown T-shirts</b>								
Bill	12/11/2018	2598	1/4 Zip	Clothing Allowance		Accounts Paya...	80.00	80.00
Bill	12/31/2018	2639	Screen Printing for Uniform Shirts - Medium	Clothing Allowance		Accounts Paya...	160.00	240.00
Bill	12/31/2018	2639	Screen Printing for Uniform Shirts - Large	Clothing Allowance		Accounts Paya...	480.00	720.00
Bill	12/31/2018	2639	Screen Printing for Uniform Shirts - XLarge	Clothing Allowance		Accounts Paya...	480.00	1,200.00
Bill	12/31/2018	2639	Screen Printing for Uniform Shirts - 2XL	Clothing Allowance		Accounts Paya...	180.00	1,380.00
Bill	12/31/2018	2639	Screen Printing for Uniform Shirts - 3XL	Clothing Allowance		Accounts Paya...	76.00	1,456.00
Bill	12/31/2018	2638	Jacket Purchase	Clothing Allowance		Accounts Paya...	58.00	1,514.00
Total Crown T-shirts							1,514.00	1,514.00
<b>Dave Youngberg</b>								
Bill	12/10/2018	FY201...	Amazon - Uniform Shoe	Clothing Allowance		Accounts Paya...	32.04	32.04
Bill	12/10/2018	FY201...	HiVis Sales - Light Weight Ansi Coat	Clothing Allowance		Accounts Paya...	93.94	125.98
Bill	12/10/2018	FY201...	Amazon - Duty Pants	Clothing Allowance		Accounts Paya...	115.26	241.24
Total Dave Youngberg							241.24	241.24
<b>DAVIS HOSPITAL &amp; Medical Center</b>								
Bill	12/03/2018	80000...	Employee Drug Testing	Blueline Drug Testin		Accounts Paya...	22.00	22.00
Total DAVIS HOSPITAL & Medical Center							22.00	22.00
<b>Dominion Energy</b>								
Bill	12/17/2018	11/10/...	11/10/18-12/12/18	Utilities (Gas,Power...		Accounts Paya...	923.93	923.93
Total Dominion Energy							923.93	923.93
<b>DWF</b>								
Bill	12/20/2018	7	3023 W 1300 N	Impact Fees		Accounts Paya...	2.00	2.00
Total DWF							2.00	2.00
<b>Econo Waste</b>								
Bill	12/01/2018	14818	December 2018 Waste Removal - Station 41	Utilities (Gas,Power...		Accounts Paya...	56.00	56.00
Total Econo Waste							56.00	56.00

## North Davis Fire District Expenses by Vendor Detail

Accrual Basis

December 2018

Type	Date	Num	Memo	Account	Cir	Split	Amount	Balance
<b>Electrical Wholesale Supply</b>								
Bill	12/03/2018	91672...	Bulbs	Equipment Mainten...		Accounts Paya...	87.00	87.00
Total Electrical Wholesale Supply							87.00	87.00
<b>Elite Craft</b>								
Bill	12/20/2018	8	4023 W 600 S (1 Craythorne Homestead)	Impact Fees		Accounts Paya...	2.00	2.00
Total Elite Craft							2.00	2.00
<b>Eric Craythorne</b>								
Check	12/13/2018	ddeposit	Payroll Date: 12/13/2018 Board Payroll	Board of Directors P...		Cash Zions Ba...	1,000.00	1,000.00
Total Eric Craythorne							1,000.00	1,000.00
<b>Firefighters Credit Union</b>								
Bill	12/06/2018	2019 ...	50 Shift Calendars for 2019	Office supply & exp...		Accounts Paya...	75.00	75.00
Total Firefighters Credit Union							75.00	75.00
<b>Fuelman</b>								
Bill	12/03/2018	NP21...	Report Delivery	Vehicle Maintenance		Accounts Paya...	5.00	5.00
Bill	12/03/2018	NP21...	3% Service Fee	Vehicle Maintenance		Accounts Paya...	93.29	98.29
Bill	12/03/2018	NP21...	Excise Tax Credit	Vehicle Maintenance		Accounts Paya...	-269.92	-171.63
Bill	12/03/2018	NP21...	401	Vehicle Maintenance		Accounts Paya...	381.99	210.36
Bill	12/03/2018	NP21...	A-42	Vehicle Maintenance		Accounts Paya...	109.58	319.94
Bill	12/03/2018	NP21...	A-422	Vehicle Maintenance		Accounts Paya...	100.12	420.06
Bill	12/03/2018	NP21...	Aux-41	Vehicle Maintenance		Accounts Paya...	176.28	596.34
Bill	12/03/2018	NP21...	B42	Vehicle Maintenance		Accounts Paya...	44.72	641.06
Bill	12/03/2018	NP21...	T42	Vehicle Maintenance		Accounts Paya...	363.39	1,004.45
Bill	12/03/2018	NP21...	F350 Ambulance	Vehicle Maintenance		Accounts Paya...	501.09	1,505.54
Bill	12/03/2018	NP21...	Aux42	Vehicle Maintenance		Accounts Paya...	355.51	1,861.05
Bill	12/03/2018	NP21...	Suburban	Vehicle Maintenance		Accounts Paya...	42.12	1,903.17
Bill	12/03/2018	NP21...	RE41	Vehicle Maintenance		Accounts Paya...	340.17	2,243.34
Bill	12/03/2018	NP21...	402	Vehicle Maintenance		Accounts Paya...	217.65	2,460.99
Bill	12/03/2018	NP21...	Truck 41	Vehicle Maintenance		Accounts Paya...	477.00	2,937.99
Total Fuelman							2,937.99	2,937.99
<b>Gary Petersen</b>								
Check	12/13/2018	13976	Payroll Date: 12/13/2018 Board Payroll	Board of Directors P...		Cash Zions Ba...	1,250.00	1,250.00
Total Gary Petersen							1,250.00	1,250.00
<b>Henry Schein</b>								
Bill	12/01/2018	59763...	padlock heavy duty yellow	Medical Supplies Ex...		Accounts Paya...	0.00	0.00
Bill	12/01/2018	59763...	Lidocaine	Medical Supplies Ex...		Accounts Paya...	39.50	39.50
Bill	12/01/2018	59810...	padlock heavy duty yellow	Medical Supplies Ex...		Accounts Paya...	16.90	56.40
Bill	12/17/2018	60062...	Sodium Chloride	Medical Supplies Ex...		Accounts Paya...	0.00	56.40
Bill	12/17/2018	60062...	Diphenhydraminie, 50mg	Medical Supplies Ex...		Accounts Paya...	47.25	103.65
Bill	12/17/2018	60062...	Surgilance	Medical Supplies Ex...		Accounts Paya...	0.00	103.65
Bill	12/17/2018	60311...	Smart Capnoline CO2	Medical Supplies Ex...		Accounts Paya...	227.80	331.45
Bill	12/17/2018	60311...	Sodium Chloride	Medical Supplies Ex...		Accounts Paya...	78.00	409.45
Bill	12/17/2018	60311...	Nitrosate Tabs	Medical Supplies Ex...		Accounts Paya...	119.50	528.95
Bill	12/17/2018	60311...	Lidocaine	Medical Supplies Ex...		Accounts Paya...	39.50	568.45
Bill	12/17/2018	60311...	Lidocaine Drip	Medical Supplies Ex...		Accounts Paya...	41.94	610.39
Bill	12/17/2018	60311...	Minstar Glucose	Medical Supplies Ex...		Accounts Paya...	21.98	632.37
Bill	12/17/2018	60311...	1Dextrose 50%, 25gm, 50ml Pre-filled Syringe	Medical Supplies Ex...		Accounts Paya...	89.50	721.87
Bill	12/17/2018	60311...	O2 Regulator Key (Small Nylon)	Medical Supplies Ex...		Accounts Paya...	14.90	736.77
Bill	12/17/2018	60311...	Selectable I.V. Set, Needlefree Set	Medical Supplies Ex...		Accounts Paya...	267.50	1,004.27
Bill	12/17/2018	60311...	Introcath	Medical Supplies Ex...		Accounts Paya...	89.50	1,093.77
Bill	12/17/2018	60311...	Supreno NTRL Glove, Small	Medical Supplies Ex...		Accounts Paya...	93.50	1,187.27
Bill	12/17/2018	60311...	Wash Basin	Medical Supplies Ex...		Accounts Paya...	8.90	1,196.17
Bill	12/17/2018	60311...	Convenience Emesis/Vomit Bag	Medical Supplies Ex...		Accounts Paya...	23.76	1,219.93
Bill	12/17/2018	60311...	Thermoscan Probe Covers	Medical Supplies Ex...		Accounts Paya...	14.90	1,234.83
Bill	12/17/2018	60311...	multi sample luer adapter	Medical Supplies Ex...		Accounts Paya...	11.75	1,246.58
Bill	12/17/2018	60311...	blood tube holder	Medical Supplies Ex...		Accounts Paya...	8.49	1,255.07
Bill	12/17/2018	60311...	Surgitube Jelly 3gm Foil Packs	Medical Supplies Ex...		Accounts Paya...	5.95	1,261.02
Total Henry Schein							1,261.02	1,261.02
<b>Husky Construction</b>								
Bill	12/20/2018	9	2 Homewood	Impact Fees		Accounts Paya...	2.00	2.00
Bill	12/20/2018	9	1 Homewood	Impact Fees		Accounts Paya...	2.00	4.00
Bill	12/20/2018	9	5 Torroweep	Impact Fees		Accounts Paya...	2.00	6.00
Bill	12/20/2018	9	6 Homewood	Impact Fees		Accounts Paya...	2.00	8.00
Bill	12/20/2018	9	2 & 4 Torroweep & 3 & 5 Homewood	Impact Fees		Accounts Paya...	8.00	16.00
Bill	12/20/2018	9	7 Torroweep	Impact Fees		Accounts Paya...	2.00	18.00
Bill	12/20/2018	9	3 Torroweep	Impact Fees		Accounts Paya...	2.00	20.00
Bill	12/20/2018	9	4 Homewood	Impact Fees		Accounts Paya...	2.00	22.00
Total Husky Construction							22.00	22.00
<b>IMS ALLIANCE</b>								
Bill	12/10/2018	18-1799	Par Tags - Ermer	Clothing Allowance		Accounts Paya...	13.30	13.30
Bill	12/10/2018	18-1799	Par Tags - Rutland	Clothing Allowance		Accounts Paya...	13.30	26.60
Total IMS ALLIANCE							26.60	26.60
<b>International Association of Fire Chiefs</b>								
Bill	12/01/2018	1/1/20...	1/1/2019-12/31/2018 - Becraft	Subscriptions, Mem...		Accounts Paya...	279.00	279.00
Total International Association of Fire Chiefs							279.00	279.00

## North Davis Fire District Expenses by Vendor Detail

Accrual Basis

December 2018

Type	Date	Num	Memo	Account	Cir	Split	Amount	Balance
<b>IRS Deposit</b>								
Check	12/13/2018	eftps	Payroll Date: 12/13/2018 Board Payroll	FICA		Cash Zions Ba...	726.74	726.74
Check	12/14/2018	eftps	Payroll Date: 12/14/2018	FICA		Cash Zions Ba...	4,900.76	5,627.50
Check	12/28/2018	eftps	Payroll Date: 12/28/2018	FICA		Cash Zions Ba...	5,380.55	11,008.05
Total IRS Deposit							11,008.05	11,008.05
<b>Jake Shepherd</b>								
Bill	12/20/2018	10	4 West Edge	Impact Fees		Accounts Paya...	2.00	2.00
Bill	12/20/2018	10	2 West Edge	Impact Fees		Accounts Paya...	2.00	4.00
Bill	12/20/2018	10	1 West Edge	Impact Fees		Accounts Paya...	2.00	6.00
Bill	12/20/2018	10	3399 W 300 N	Impact Fees		Accounts Paya...	2.00	8.00
Bill	12/20/2018	10	377 N 4500 W	Impact Fees		Accounts Paya...	2.00	10.00
Bill	12/20/2018	10	3 West Edge	Impact Fees		Accounts Paya...	2.00	12.00
Total Jake Shepherd							12.00	12.00
<b>Les Schwab Tire Ceter</b>								
Bill	12/03/2018	52700...	6 Tires - 2013 F350	Vehicle Maintenance		Accounts Paya...	1,463.76	1,463.76
Bill	12/03/2018	52700...	6 Tires - 2001 Ford F350	Vehicle Maintenance		Accounts Paya...	1,463.76	2,927.52
Total Les Schwab Tire Ceter							2,927.52	2,927.52
<b>Life-Assist Inc</b>								
Bill	12/01/2018	889419	Laredal LSU Suction Unit Battery	Medical Supplies Ex...		Accounts Paya...	105.40	105.40
Total Life-Assist Inc							105.40	105.40
<b>LN Curtis and Sons</b>								
Bill	12/10/2018	INV23...	14" PULL ON STRUCTURAL BOOT SZ11	Misc. Equipment		Accounts Paya...	385.00	385.00
Bill	12/19/2018	INV24...	Acct # C29782	Misc. Equipment		Accounts Paya...	0.00	385.00
Bill	12/19/2018	INV24...	W021 2.5 GAL WATER FIRE EXTINGUISHER	Capital Projects Exp 3		Accounts Paya...	110.00	495.00
Bill	12/26/2018	INV24...	Structure Boot - New Hire	Misc. Equipment		Accounts Paya...	305.82	800.82
Bill	12/26/2018	INV24...	Structure Boot - New Hire	Misc. Equipment		Accounts Paya...	305.82	1,106.64
Total LN Curtis and Sons							1,106.64	1,106.64
<b>MAC Builders</b>								
Bill	12/20/2018	11	23 Homestead	Impact Fees		Accounts Paya...	2.00	2.00
Total MAC Builders							2.00	2.00
<b>Mark Shepherd</b>								
Check	12/13/2018	13977	Payroll Date: 12/13/2018 Board Payroll	Board of Directors P...		Cash Zions Ba...	1,250.00	1,250.00
Total Mark Shepherd							1,250.00	1,250.00
<b>Mike Waite</b>								
Bill	12/20/2018	18	628 N 3000 W	Impact Fees		Accounts Paya...	2.00	2.00
Total Mike Waite							2.00	2.00
<b>Moreton</b>								
Bill	12/05/2018	280078	6th Installment	Liability Insurance (...)		Accounts Paya...	6,318.00	6,318.00
Total Moreton							6,318.00	6,318.00
<b>Mountain View Construction</b>								
Bill	12/20/2018	12	4, 5, 6 KenneVic Place	Impact Fees		Accounts Paya...	6.00	6.00
Bill	12/20/2018	12	49 Wise	Impact Fees		Accounts Paya...	2.00	8.00
Total Mountain View Construction							8.00	8.00
<b>Napa Auto</b>								
Bill	12/13/2018	032369	Radiator Cap - RE41	Vehicle Maintenance		Accounts Paya...	6.39	6.39
Bill	12/13/2018	032369	Antifreeze - RE41	Vehicle Maintenance		Accounts Paya...	15.49	21.88
Bill	12/13/2018	032369	Acct # 1091	Vehicle Maintenance		Accounts Paya...	0.00	21.88
Bill	12/17/2018	32695	Fuse	Vehicle Maintenance		Accounts Paya...	3.00	24.88
Bill	12/17/2018	32695	Fuse Holder	Vehicle Maintenance		Accounts Paya...	8.58	33.46
Bill	12/17/2018	32695	Fuse Holder	Vehicle Maintenance		Accounts Paya...	8.58	42.04
Bill	12/17/2018	32695	Connector	Vehicle Maintenance		Accounts Paya...	6.69	48.73
Bill	12/27/2018	033610	Starter Fluid	Vehicle Maintenance		Accounts Paya...	7.98	56.71
Bill	12/29/2018	033834	Purple Power Car Wash	Vehicle Maintenance		Accounts Paya...	14.58	71.29
Bill	12/29/2018	033834	NCB Purple Power 1 Gal	Vehicle Maintenance		Accounts Paya...	6.69	77.98
Total Napa Auto							77.98	77.98
<b>Office Depot</b>								
Bill	12/19/2018	24561...	Wireless Mouse	Office Equipment		Accounts Paya...	14.24	14.24
Bill	12/19/2018	24927...	Acct # 41036931	Office Equipment		Accounts Paya...	0.00	14.24
Bill	12/19/2018	24927...	Labels	Office Equipment		Accounts Paya...	10.75	24.99
Total Office Depot							24.99	24.99

## North Davis Fire District Expenses by Vendor Detail

Accrual Basis

December 2018

Type	Date	Num	Memo	Account	Cir	Split	Amount	Balance
<b>Payroll</b>								
Check	12/14/2018	prdd	Payroll Date: 12/14/2018	Salary		Cash Zions Ba...	4,438.40	4,438.40
Check	12/14/2018	prdd	Payroll Date: 12/14/2018	Full Time Employee...		Cash Zions Ba...	41,948.42	46,386.82
Check	12/14/2018	prdd	Payroll Date: 12/14/2018	Auto Overtime		Cash Zions Ba...	4,090.10	50,476.92
Check	12/14/2018	prdd	Payroll Date: 12/14/2018	Part-Time Employee...		Cash Zions Ba...	11,523.78	62,000.70
Check	12/14/2018	prdd	Payroll Date: 12/14/2018	Sick Leave		Cash Zions Ba...	354.24	62,354.94
Check	12/14/2018	prdd	Payroll Date: 12/14/2018	Vacation Leave		Cash Zions Ba...	6,910.23	69,265.17
Check	12/14/2018	prdd	Payroll Date: 12/14/2018	Utilities (Gas,Power...		Cash Zions Ba...	-5.00	69,260.17
Check	12/28/2018	prdd	Payroll Date: 12/28/2018	Salary		Cash Zions Ba...	4,438.40	73,698.57
Check	12/28/2018	prdd	Payroll Date: 12/28/2018	Auto Overtime		Cash Zions Ba...	4,544.15	78,242.72
Check	12/28/2018	prdd	Payroll Date: 12/28/2018	Full Time Employee...		Cash Zions Ba...	43,291.26	121,533.98
Check	12/28/2018	prdd	Payroll Date: 12/28/2018	Part-Time Employee...		Cash Zions Ba...	12,746.23	134,280.21
Check	12/28/2018	prdd	Payroll Date: 12/28/2018	Full Time Employee...		Cash Zions Ba...	1,062.35	135,342.56
Check	12/28/2018	prdd	Payroll Date: 12/28/2018	Vacation Leave		Cash Zions Ba...	5,991.10	141,333.66
Check	12/28/2018	prdd	Payroll Date: 12/28/2018 Employee Gift Cards for Chri...	Special Department ...		Cash Zions Ba...	3,393.62	144,727.28
Check	12/28/2018	prdd	Payroll Date: 12/28/2018	Special Department ...		Cash Zions Ba...	-3,375.00	141,352.28
Check	12/28/2018	prdd	Payroll Date: 12/28/2018	Verizon		Cash Zions Ba...	-5.00	141,347.28
Total Payroll							141,347.28	141,347.28
<b>PEHP Flex</b>								
Check	12/28/2018	13986	Payroll Date: 12/28/2018 Admin Fee	Insurance (Health)		Cash Zions Ba...	22.50	22.50
Total PEHP Flex							22.50	22.50
<b>PEHP Group Insurance</b>								
Bill	12/20/2018	01226...	December 2018 - NDFD Health & Dental	Insurance (Health)		Accounts Paya...	21,924.30	21,924.30
Total PEHP Group Insurance							21,924.30	21,924.30
<b>PEHP Long Term Disability</b>								
Bill	12/31/2018	11/25/...	11/25/2018-12/22/2018	Long Term Disability		Accounts Paya...	24.62	24.62
Total PEHP Long Term Disability							24.62	24.62
<b>Pioneer Overhead</b>								
Bill	12/18/2018	23392	Repair to Garage Doors - Station 41	Equipment Mainten...		Accounts Paya...	164.88	164.88
Total Pioneer Overhead							164.88	164.88
<b>Premier Constructors</b>								
Bill	12/20/2018	13	39 Stoddard Legacy	Impact Fees		Accounts Paya...	2.00	2.00
Total Premier Constructors							2.00	2.00
<b>Rob Wilcox</b>								
Bill	12/20/2018		4604 W 1650 N	Impact Fees		Accounts Paya...	2.00	2.00
Total Rob Wilcox							2.00	2.00
<b>Rockwood</b>								
Bill	12/20/2018	16	8, 9, 10, 11 Torroweap	Impact Fees		Accounts Paya...	8.00	8.00
Total Rockwood							8.00	8.00
<b>Rocky Mountain Power</b>								
Bill	12/20/2018	11/8/1...	Station 42	Utilities (Gas,Power...		Accounts Paya...	395.79	395.79
Bill	12/20/2018	11/8/1...	Station 41	Utilities (Gas,Power...		Accounts Paya...	672.16	1,067.95
Total Rocky Mountain Power							1,067.95	1,067.95
<b>Ryan Buelo</b>								
Bill	12/20/2018	14	1544 N 4350 W (32 Pheasant Creek)	Impact Fees		Accounts Paya...	2.00	2.00
Total Ryan Buelo							2.00	2.00
<b>Sam's Club MC/SYNCB</b>								
Check	12/28/2018	eftps	Janitorial Supplies	Equipment Mainten...		Cash Zions Ba...	401.36	401.36
Check	12/28/2018	eftps	Membership	Subscriptions, Mem...		Cash Zions Ba...	149.58	550.94
Total Sam's Club MC/SYNCB							550.94	550.94
<b>Scott Call</b>								
Bill	12/31/2018	031521	Shipping Charges	Misc Services		Accounts Paya...	46.01	46.01
Total Scott Call							46.01	46.01
<b>Shay Holley</b>								
Bill	12/06/2018	Dece...	December 2018	Medical Advisor		Accounts Paya...	700.00	700.00
Total Shay Holley							700.00	700.00
<b>Sherwin Williams Co</b>								
Bill	12/12/2018	8008-9	Paint for Station 41	Equipment Mainten...		Accounts Paya...	43.08	43.08
Total Sherwin Williams Co							43.08	43.08
<b>Standard Examiner</b>								
Bill	12/01/2018	12/24/...	Newspaper Subscription 12/24/18-12/24/19	Subscriptions, Mem...		Accounts Paya...	242.06	242.06
Total Standard Examiner							242.06	242.06

## North Davis Fire District Expenses by Vendor Detail

Accrual Basis

December 2018

Type	Date	Num	Memo	Account	Cir	Split	Amount	Balance
<b>Utah Communications Inc</b>								
Bill	12/03/2018	123288	Belt Clips for Pagers (7)	Equipment Mainten...		Accounts Paya...	80.50	80.50
Bill	12/03/2018	123055	Customern # NOR099	Equipment Mainten...		Accounts Paya...	0.00	80.50
Bill	12/03/2018	123055	143-174MHZ FIVE CH NON-UL M6 PAGER	Capital Projects Exp 3		Accounts Paya...	5,445.00	5,525.50
Bill	12/11/2018	123388	Repair of Radio	Equipment Mainten...		Accounts Paya...	173.76	5,699.26
Bill	12/17/2018	123428	Reprogram Pagers	Equipment Mainten...		Accounts Paya...	42.50	5,741.76
Total Utah Communications Inc							5,741.76	5,741.76
<b>Utah Local Governments Trust</b>								
Bill	12/01/2018	Dece...	Life Insurance - December 2018	Life Insurance		Accounts Paya...	230.19	230.19
Total Utah Local Governments Trust							230.19	230.19
<b>Utah Retirement Systems</b>								
Check	12/14/2018	ach	Payroll Date: 12/14/2018	Retirement		Cash Zions Ba...	9,436.25	9,436.25
Check	12/28/2018	ach	Payroll Date: 12/28/2018	Retirement		Cash Zions Ba...	9,474.98	18,911.23
Total Utah Retirement Systems							18,911.23	18,911.23
<b>Utah State Firefighters Association</b>								
Bill	12/06/2018	Ermer	Ermer, David	Subscriptions, Mem...		Accounts Paya...	25.00	25.00
Total Utah State Firefighters Association							25.00	25.00
<b>Utah Valley University</b>								
Bill	12/12/2018	A25459	Weekes	Recert of AMETs		Accounts Paya...	5.00	5.00
Bill	12/12/2018	A25459	Youngberg	Recert of AMETs		Accounts Paya...	5.00	10.00
Total Utah Valley University							10.00	10.00
<b>Vantagepoint Transfer Agents - 401</b>								
Check	12/14/2018	13980	Payroll Date: 12/14/2018 Becraft	Retirement		Cash Zions Ba...	842.41	842.41
Check	12/28/2018	13987	Payroll Date: 12/28/2018 Becraft	Retirement		Cash Zions Ba...	856.64	1,699.05
Total Vantagepoint Transfer Agents - 401							1,699.05	1,699.05
<b>Visa Zions</b>								
Check	12/05/2018	eftps	TJ Trailer - part (Taylor)	Vehicle Maintenance		Cash Zions Ba...	11.65	11.65
Check	12/05/2018	eftps	PERLA - writing program (Taylor)	Office supply & exp...		Cash Zions Ba...	29.95	41.60
Check	12/05/2018	eftps	Young Chevrolet - Oil Change 402 (Taylor)	Vehicle Maintenance		Cash Zions Ba...	93.01	134.61
Check	12/05/2018	eftps	Young Chevrolet - Scheduled Maint 402 (Taylor)	Vehicle Maintenance		Cash Zions Ba...	455.65	590.26
Check	12/05/2018	eftps	Microsoft - office program (Rogers)	Computer Maintena...		Cash Zions Ba...	10.66	600.92
Check	12/05/2018	eftps	Amazon - 401 Uniform (Rogers)	Clothing Allowance		Cash Zions Ba...	69.98	670.90
Check	12/05/2018	eftps	Amazon - 401 Uniform (Rogers)	Clothing Allowance		Cash Zions Ba...	165.99	836.89
Check	12/05/2018	eftps	Microsoft (Rogers)	Computer Maintena...		Cash Zions Ba...	105.68	942.57
Check	12/05/2018	eftps	LibertyWare - Station Supplies (Rogers)	Equipment Mainten...		Cash Zions Ba...	94.99	1,037.56
Check	12/05/2018	eftps	Amazon - 401 Charger (Rogers)	Utilities (Gas,Power...		Cash Zions Ba...	32.99	1,070.55
Check	12/05/2018	eftps	Amazon - Signs (Rogers)	Equipment Mainten...		Cash Zions Ba...	34.52	1,105.07
Check	12/05/2018	eftps	Amazon - 401 Watch Band (Rogers)	Utilities (Gas,Power...		Cash Zions Ba...	29.98	1,135.05
Check	12/05/2018	eftps	Amazon - Locking Boxes (Rogers)	Equipment Mainten...		Cash Zions Ba...	85.35	1,220.40
Check	12/05/2018	eftps	Tricked Out Accessories - Phone Case/Class (Hadley)	Utilities (Gas,Power...		Cash Zions Ba...	59.99	1,280.39
Check	12/05/2018	eftps	Smiths - Drinks for Meetings (Hadley)	Special Department ...		Cash Zions Ba...	26.21	1,306.60
Check	12/05/2018	eftps	Amazon - DISPUTING CHARGES (Tremea)	Special Department ...		Cash Zions Ba...	12.27	1,318.87
Check	12/05/2018	eftps	Smiths - Halloween Candy (Montgomery)	Special Department ...		Cash Zions Ba...	26.71	1,345.58
Check	12/05/2018	eftps	UVU - Membership (Montgomery)	Subscriptions, Mem...		Cash Zions Ba...	40.00	1,385.58
Check	12/05/2018	eftps	Walmart - Cords for TV (Montgomery)	Equipment Mainten...		Cash Zions Ba...	49.46	1,435.04
Check	12/05/2018	eftps	AT&T - Screen Protectot (Weekes)	Utilities (Gas,Power...		Cash Zions Ba...	44.95	1,479.99
Check	12/05/2018	eftps	Gadget Guard - Phone Case (Weekes)	Utilities (Gas,Power...		Cash Zions Ba...	14.95	1,494.94
Total Visa Zions							1,494.94	1,494.94
<b>Waste Management</b>								
Bill	12/01/2018	19329...	December 2018 Waste Removal - Station 42	Utilities (Gas,Power...		Accounts Paya...	63.37	63.37
Total Waste Management							63.37	63.37
<b>Workers Comp Fund Insurance</b>								
Bill	12/31/2018	72087...	December 2018	Workmans Comp		Accounts Paya...	3,616.00	3,616.00
Total Workers Comp Fund Insurance							3,616.00	3,616.00
<b>Zaugg Construction</b>								
Bill	12/20/2018	17	142 & 143 Mtn Shadows	Impact Fees		Accounts Paya...	4.00	4.00
Total Zaugg Construction							4.00	4.00
<b>Zions Bank Corporate Trust</b>								
Bill	12/17/2018	FY2019	FY2019 Bond	Bond Trustee (Zion...		Accounts Paya...	2,000.00	2,000.00
Total Zions Bank Corporate Trust							2,000.00	2,000.00

## North Davis Fire District Expenses by Vendor Detail

December 2018

Type	Date	Num	Memo	Account	Cir	Split	Amount	Balance
<b>No name</b>								
Deposit	12/03/2018		Lockbox	Ambulance		Cash Zions Ba...	-11,153.39	-11,153.39
Deposit	12/04/2018		UT Medicaid	Ambulance		Cash Zions Ba...	-16,608.81	-27,762.20
Deposit	12/04/2018		Noridian	Ambulance		Cash Zions Ba...	-3,212.53	-30,974.73
Deposit	12/04/2018		Lockbox	Ambulance		Cash Zions Ba...	-763.43	-31,738.16
Deposit	12/05/2018		Lockbox	Ambulance		Cash Zions Ba...	-1,411.06	-33,149.22
Deposit	12/06/2018		Noridian	Ambulance		Cash Zions Ba...	-2,862.14	-36,011.36
Deposit	12/07/2018		Lockbox	Ambulance		Cash Zions Ba...	-1,366.89	-37,378.25
Deposit	12/10/2018		Noridian	Ambulance		Cash Zions Ba...	-300.45	-37,678.70
Deposit	12/10/2018		Lockbox	Ambulance		Cash Zions Ba...	-4,810.57	-42,489.27
Deposit	12/11/2018		Lockbox	Ambulance		Cash Zions Ba...	-1,466.13	-43,955.40
Deposit	12/12/2018		Locbox	Ambulance		Cash Zions Ba...	-106.00	-44,061.40
Deposit	12/13/2018		Lockbox	Ambulance		Cash Zions Ba...	-7,420.18	-51,481.58
Deposit	12/14/2018		Noridian	Ambulance		Cash Zions Ba...	-1,661.38	-53,142.96
Deposit	12/14/2018		Lockbox	Ambulance		Cash Zions Ba...	-1,109.17	-54,252.13
Deposit	12/17/2018		Lockbox	Ambulance		Cash Zions Ba...	-6,029.97	-60,282.10
Deposit	12/18/2018		UT Medicaid	Ambulance		Cash Zions Ba...	-470.10	-60,752.20
Deposit	12/18/2018		lo	Ambulance		Cash Zions Ba...		-60,752.20
Deposit	12/18/2018		Lockbox	Ambulance		Cash Zions Ba...	-836.00	-61,588.20
Deposit	12/19/2018		Lockbox	Ambulance		Cash Zions Ba...	-1,933.30	-63,521.50
Deposit	12/20/2018		Noridian	Ambulance		Cash Zions Ba...	-4,511.13	-68,032.63
Deposit	12/20/2018		Lockbox	Ambulance		Cash Zions Ba...	-370.00	-68,402.63
Check	12/21/2018		Service Charge	Bank Charges		Cash Zions Ba...	341.78	-68,060.85
Deposit	12/24/2018		Lockbox	Ambulance		Cash Zions Ba...	-3,657.47	-71,718.32
Deposit	12/26/2018		UT Medicaid	Ambulance		Cash Zions Ba...	-153.74	-71,872.06
Deposit	12/26/2018		Lockbox	Ambulance		Cash Zions Ba...	-820.30	-72,692.36
Deposit	12/27/2018		Lockbox	Ambulance		Cash Zions Ba...	-1,612.64	-74,305.00
Deposit	12/28/2018		Lockbox	Ambulance		Cash Zions Ba...	-250.00	-74,555.00
Deposit	12/31/2018		Lockbox	Ambulance		Cash Zions Ba...	-5,755.27	-80,310.27
Total no name							-80,310.27	-80,310.27
<b>TOTAL</b>							<b>171,392.30</b>	<b>171,392.30</b>

**North Davis Fire District**  
**Profit & Loss Budget vs. Actual**  
 July 2018 through June 2019

	Jul '18 - Jun...	Budget	\$ Over Bud...	% of Budget
<b>Ordinary Income/Expense</b>				
<b>Income</b>				
Ambulance	287,563.00	1,146,479.68	-858,916.68	25.1%
Contract Services	100,345.64	190,095.96	-89,750.32	52.8%
Donations	1,800.00			
EMS Per Capita	0.00	3,000.00	-3,000.00	0.0%
Fee in Lieu	66,251.23	170,264.66	-104,013.43	38.9%
Fire Investigation Report	5.00			
Fire Protection	0.00	1,475.00	-1,475.00	0.0%
Impact Fees	166,180.56	45,000.00	121,180.56	369.3%
Incident Report	0.00	0.00	0.00	0.0%
Inspection Fees	510.00	1,000.00	-490.00	51.0%
Interest Income-General Fund	19,225.51	14,000.00	5,225.51	137.3%
Miscellaneous Service Revenues	95.23	1,500.00	-1,404.77	6.3%
Other Financing Sources	0.00	0.00	0.00	0.0%
Paramedic Fees	0.00	0.00	0.00	0.0%
Permit Fees	110.00	1,500.00	-1,390.00	7.3%
Plan Review Fees	4,969.38	3,500.00	1,469.38	142.0%
Property Taxes	1,984,732.69	2,586,536.44	-601,803.75	76.7%
PT Contribution to Other Gover.	0.00	204,382.00	-204,382.00	0.0%
Reimburse Dental	0.00	0.00	0.00	0.0%
<b>Total Income</b>	<b>2,631,788.24</b>	<b>4,368,733.74</b>	<b>-1,736,945.50</b>	<b>60.2%</b>
<b>Gross Profit</b>	<b>2,631,788.24</b>	<b>4,368,733.74</b>	<b>-1,736,945.50</b>	<b>60.2%</b>
<b>Expense</b>				
Administrative Control Board				
Board of Directors Payroll	19,000.00	38,000.00	-19,000.00	50.0%
<b>Total Administrative Control Board</b>	<b>19,000.00</b>	<b>38,000.00</b>	<b>-19,000.00</b>	<b>50.0%</b>
Administrative Fees	0.00	0.00	0.00	0.0%
Bank Charges	2,744.45	4,890.00	-2,145.55	56.1%
Clothing Allowance	15,922.92	29,287.50	-13,364.58	54.4%
Collection Contract				
Health Care Finance Assessment	12,948.61	43,239.00	-30,290.39	29.9%
IRIS Medical	32,622.93	74,400.00	-41,777.07	43.8%
Collection Contract - Other	0.00	0.00	0.00	0.0%
<b>Total Collection Contract</b>	<b>45,571.54</b>	<b>117,639.00</b>	<b>-72,067.46</b>	<b>38.7%</b>
Communications	0.00	2,000.00	-2,000.00	0.0%
Computer Maintenance & Supply				
ERS Annual User Fee	5,244.00	5,244.00	0.00	100.0%
Rover Mobile - Spotted Dog	0.00	1,100.00	-1,100.00	0.0%
Computer Maintenance & Supply - Other	3,173.96	16,600.00	-13,426.04	19.1%
<b>Total Computer Maintenance &amp; Supply</b>	<b>8,417.96</b>	<b>22,944.00</b>	<b>-14,526.04</b>	<b>36.7%</b>
Contributions to Other Govt	0.00	204,382.00	-204,382.00	0.0%
Dispatch Services	49,588.00	85,000.00	-35,412.00	58.3%
EA Assistance Program	1,565.00	2,880.00	-1,315.00	54.3%
Employees Wages				
Full Time Employee Wages				
Auto Overtime	82,309.03	120,000.00	-37,690.97	68.6%
Hourly Acting Captain	39,571.03			
Retro Pay	140.40			
Salary	57,603.60			
Sick Leave	25,432.38			
Vacation Leave	61,262.41			
Full Time Employee Wages - Other	519,008.41	1,560,630.74	-1,041,622.33	33.3%
<b>Total Full Time Employee Wages</b>	<b>785,327.26</b>	<b>1,680,630.74</b>	<b>-895,303.48</b>	<b>46.7%</b>



**North Davis Fire District**  
**Profit & Loss Budget vs. Actual**  
**July 2018 through June 2019**

	Jul '18 - Jun...	Budget	\$ Over Bud...	% of Budget
Part-Time Employee Wages	121,299.25	301,279.36	-179,980.11	40.3%
<b>Total Employees Wages</b>	<b>906,626.51</b>	<b>1,981,910.10</b>	<b>-1,075,283.59</b>	<b>45.7%</b>
Equipment Maintenance & Supply	13,731.51	39,467.00	-25,735.49	34.8%
FICA	66,362.22	154,523.12	-88,160.90	42.9%
Fleet Fund Capital Exp	0.00	80,000.00	-80,000.00	0.0%
Grant Expenses	0.00	0.00	0.00	0.0%
<b>Insurance (Health)</b>				
AFLAC Cancer Policy	4,442.70	10,572.12	-6,129.42	42.0%
Dental Insurance	0.00	0.00	0.00	0.0%
Disability Insurance	147.66	343.45	-195.79	43.0%
Life Insurance	1,570.21	2,802.60	-1,232.39	56.0%
Insurance (Health) - Other	125,478.56	349,329.05	-223,850.49	35.9%
<b>Total Insurance (Health)</b>	<b>131,639.13</b>	<b>363,047.22</b>	<b>-231,408.09</b>	<b>36.3%</b>
Lease Obligation-interest	21,685.53	21,685.53	0.00	100.0%
Lease Obligations-principal	115,283.93	115,283.93	0.00	100.0%
Liability Insurance (Risk Manag	54,094.00	76,122.00	-22,028.00	71.1%
Long Term Disability	24.62			
Medical Supplies	0.00	0.00	0.00	0.0%
<b>Medical Supplies Expenses</b>				
Jump Kits	0.00	2,250.00	-2,250.00	0.0%
Medical Supplies Expenses - Other	20,507.19	42,500.00	-21,992.81	48.3%
<b>Total Medical Supplies Expenses</b>	<b>20,507.19</b>	<b>44,750.00</b>	<b>-24,242.81</b>	<b>45.8%</b>
<b>Misc Services</b>				
Duty Crew Fitness Pass	0.00	0.00	0.00	0.0%
Firefighter Testing	0.00	9,590.00	-9,590.00	0.0%
Recert of AMETs	132.00	1,840.00	-1,708.00	7.2%
Yearly Ambulance License Fees	0.00	1,800.00	-1,800.00	0.0%
Misc Services - Other	46.01	1,500.00	-1,453.99	3.1%
<b>Total Misc Services</b>	<b>178.01</b>	<b>14,730.00</b>	<b>-14,551.99</b>	<b>1.2%</b>
Misc Supplies	0.00	0.00	0.00	0.0%
Misc. Equipment	7,111.12	35,100.00	-27,988.88	20.3%
Office Equipment	0.00	0.00	0.00	0.0%
Office supply & expenses	4,377.23	8,500.00	-4,122.77	51.5%
Paramedics	28,340.06	51,600.00	-23,259.94	54.9%
<b>Professional Services</b>				
Accountant Fees	13,237.50	22,800.00	-9,562.50	58.1%
Attorney	925.00	9,360.00	-8,435.00	9.9%
Auditor	0.00	7,500.00	-7,500.00	0.0%
Blueline Drug Testin	502.00	1,200.00	-698.00	41.8%
Blueline New Hlre Testing	250.00	650.00	-400.00	38.5%
Bond Trustee (Zions Bond)	2,000.00	2,000.00	0.00	100.0%
Bonding	644.00	1,650.00	-1,006.00	39.0%
Crew Sense	2,804.76	2,880.00	-75.24	97.4%
Medical Advisor	4,900.00	8,400.00	-3,500.00	58.3%
Payroll Administration	2,920.85	6,480.00	-3,559.15	45.1%
Transparency	0.00	2,500.00	-2,500.00	0.0%
Professional Services - Other	0.00	765.00	-765.00	0.0%
<b>Total Professional Services</b>	<b>28,184.11</b>	<b>66,185.00</b>	<b>-38,000.89</b>	<b>42.6%</b>
Retirement	135,621.07	279,300.51	-143,679.44	48.6%
Shipping Charges	0.00	0.00	0.00	0.0%
Special Department Allowance	4,355.87	22,885.00	-18,529.13	19.0%
Subscriptions, Memberships	8,319.91	14,449.00	-6,129.09	57.6%
Surviving Spouse Trust Fund	0.00	2,470.00	-2,470.00	0.0%
Transfer Out General Fund	0.00	229,826.00	-229,826.00	0.0%

**North Davis Fire District**  
**Profit & Loss Budget vs. Actual**  
**July 2018 through June 2019**

	Jul '18 - Jun...	Budget	\$ Over Bud...	% of Budget
<b>Travel and Training</b>				
Pub Ed Supplies for Clowns	0.00	1,000.00	-1,000.00	0.0%
Travel and Training - Other	29,853.54	54,475.00	-24,621.46	54.8%
<b>Total Travel and Training</b>	29,853.54	55,475.00	-25,621.46	53.8%
<b>Utilities (Gas,Power,Phones)</b>				
Verizon	-5.00			
Utilities (Gas,Power,Phones) - Other	34,614.65	72,981.00	-38,366.35	47.4%
<b>Total Utilities (Gas,Power,Phones)</b>	34,609.65	72,981.00	-38,371.35	47.4%
<b>Vehicle Maintenance</b>	49,857.60	86,954.00	-37,096.40	57.3%
<b>Workmans Comp</b>	35,194.66	59,185.00	-23,990.34	59.5%
<b>Total Expense</b>	1,838,767.34	4,383,451.91	-2,544,684.57	41.9%
<b>Net Ordinary Income</b>	793,020.90	-14,718.17	807,739.07	-5,388.0%
<b>Other Income/Expense</b>				
<b>Other Income</b>				
<b>Capital Projects Inc 3</b>				
Gain on Sale of Assets	35,000.00			
Interest Income	0.00	14,241.00	-14,241.00	0.0%
Use of Fund Balance	0.00	27,615.00	-27,615.00	0.0%
<b>Total Capital Projects Inc 3</b>	35,000.00	41,856.00	-6,856.00	83.6%
<b>Debt Service Inc 2</b>				
Interest Income	597.83	1,047.00	-449.17	57.1%
Transfers In Debt Service	0.00	229,826.00	-229,826.00	0.0%
<b>Total Debt Service Inc 2</b>	597.83	230,873.00	-230,275.17	0.3%
<b>Total Other Income</b>	35,597.83	272,729.00	-237,131.17	13.1%
<b>Other Expense</b>				
<b>Capital Projects Exp 3</b>				
Equipment	8,400.65	17,456.00	-9,055.35	48.1%
Capital Projects Exp 3 - Other	18,999.44	21,597.44	-2,598.00	88.0%
<b>Total Capital Projects Exp 3</b>	27,400.09	39,053.44	-11,653.35	70.2%
<b>Debt Service Exp 2</b>				
Addition to Fund Balance	0.00	1,047.00	-1,047.00	0.0%
Interest Expense	29,913.00	59,826.00	-29,913.00	50.0%
Principal	0.00	170,000.00	-170,000.00	0.0%
<b>Total Debt Service Exp 2</b>	29,913.00	230,873.00	-200,960.00	13.0%
<b>Total Other Expense</b>	57,313.09	269,926.44	-212,613.35	21.2%
<b>Net Other Income</b>	-21,715.26	2,802.56	-24,517.82	-774.8%
<b>Net Income</b>	<b>771,305.64</b>	<b>-11,915.61</b>	<b>783,221.25</b>	<b>-6,473.1%</b>